

UN043

K:\Champaign\0305903\draw\sheet\ FILE: 08_CAP-1.dwg
LAYOUT: Layout1
UPDATE BY: adraughon
SURVEY BOOK #
DATE: Thu 6/16/05 5:26pm
XREF DWG: CMIBaseE0POEL.dwg
C:\info.dwg
tb.dwg

REVISIONS		
NUMBER	BY	DATE

0 1 2
THIS BAR IS EQUAL TO 2" AT FULL SCALE (34X22).

UNIVERSITY OF ILLINOIS
WILLARD AIRPORT
REHABILITATE AIR CARRIER RAMP
CONSTRUCTION ACTIVITY PLAN
PHASE 1

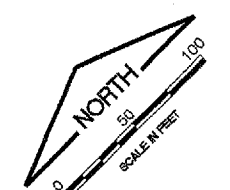
©Copyright CMT, Inc.
CMT
CRANFORD, MURPHY & TILLY, INC.
CONSULTING ENGINEERS
License No. 784-000613

DESIGN BY: CMT
DRAWN BY: CMT
CHECKED BY: SMS
APPROVED BY: *[Signature]*
DATE: 06/10/2005
JOB No: 03059-03-00
IL PROJECT: CMI-3449
A.I.P. PROJECT: 3-17-0016-22
SHEET 8 OF 58 SHEETS

MAIN TERMINAL

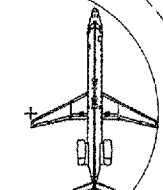
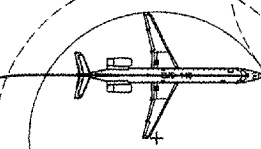
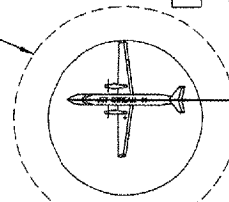
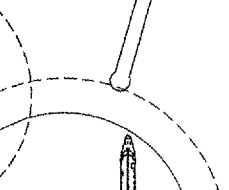
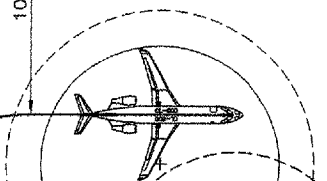
CONCOURSE

AIRCRAFT PARKING POSITION (TYP.)



108'

48'



57.5'

25'

17.5'

57.5'

25'

275'

17.5'

57.5'

25'

17.5'

175'

PROTECT EXISTING AIRFIELD LIGHTING CIRCUITS IN THIS AREA

50' (MIN.)

150' (MAX.)







75' (MAX.)

CONTRACTOR CONSTRUCTED HAUL ROAD

TXV. A6

TXV. A7

LEGEND

-  WORK AREA
-  LIMITS OF CONTRACTOR ACCESS AND LIMITS OF BEAM BARRICADES
-  TEMPORARY EQUIPMENT AND MATERIALS STORAGE
-  FLAGGER AND BROOM LOCATION
-  CONTRACTOR ACCESS
-  HIGH-PROFILE BARRICADES

NOTES

1. SEE CONSTRUCTION ACTIVITY PLAN - GENERAL NOTES AND DETAILS SHEETS.
2. SEE CONSTRUCTION ACTIVITY PLAN - PHASE 1 MARKING SHEET FOR TEMPORARY MARKING.