

UN043

K:\Champaign\0305903\draw\sheet\FILE: 10\_CAP-2.dwg  
LAYOUT: Layout1  
UPDATE BY: adraughan  
SURVEY BOOK #  
DATE: Thu 6/16/05 5:18pm  
XREF DWG: CMIBaseEOP0EL.dwg  
Cintinfo.dwg  
tb.dwg

REVISIONS

NUMBER	BY	DATE

0 1 2  
THIS BAR IS EQUAL TO 2'  
AT FULL SCALE (34X22).

UNIVERSITY OF ILLINOIS  
WILLARD AIRPORT  
REHABILITATE AIR CARRIER RAMP  
CONSTRUCTION ACTIVITY PLAN  
PHASE 2

© Copyright CMT, Inc.  
**CMT**  
CRAWFORD, MURPHY & TILLY, INC.  
CONSULTING ENGINEERS  
License No. 184-000613

DESIGN BY: CMT

DRAWN BY: CMT

CHECKED BY: SHS

APPROVED BY: *[Signature]*


DATE: 06/10/2005

JOB No: 03059-03-00

IL PROJECT: CMI-3449

A.I.P. PROJECT: 3-17-0016-22

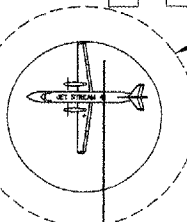
SHEET 10 OF 58 SHEETS



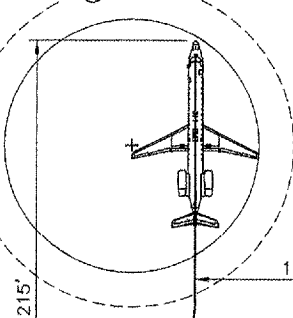
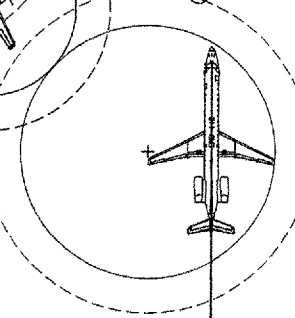
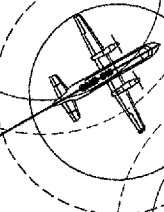
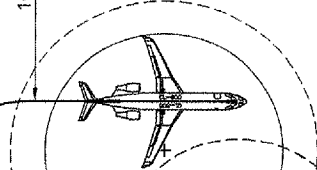
MAIN TERMINAL

CONCOURSE

AIRCRAFT PARKING POSITION (TYP.)



108'



215'

25'

100'

25'

320'

57.5'

110'

25'

50' (MIN.)

75' (MAX.)

150' (MAX.)







PROTECT EXISTING AIRFIELD LIGHTING CIRCUITS IN THIS AREA

CONTRACTOR CONSTRUCTED HAUL ROAD

TXV. A6

TXV. A7

LEGEND

-  WORK AREA
-  LIMITS OF CONTRACTOR ACCESS AND LIMITS OF BEAM BARRICADES
-  TEMPORARY EQUIPMENT AND MATERIALS STORAGE
-  FLAGGER AND BROOM LOCATION
-  CONTRACTOR ACCESS
-  HIGH-PROFILE BARRICADES

NOTES

1. SEE CONSTRUCTION ACTIVITY PLAN - GENERAL NOTES AND DETAILS SHEETS.
2. SEE CONSTRUCTION ACTIVITY PLAN - PHASE 2 MARKING SHEET FOR TEMPORARY MARKING.
3. NO FLAGMAN/BROOM REQUIRED DURING THIS PHASE UNLESS CONTRACTOR NEEDS TO CROSS ACTIVE AIRFIELD PAVEMENT.