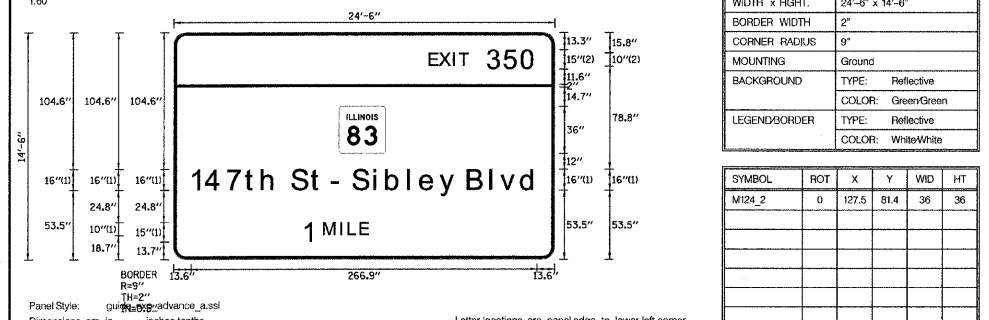


SIGN DETAIL
1:60



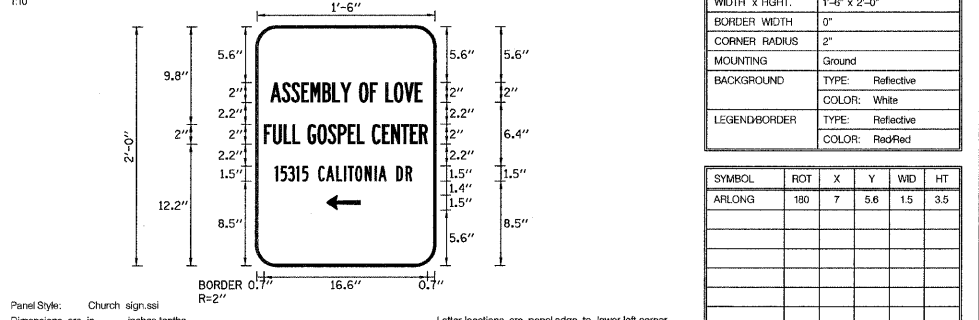
SIGN NUMBER	name
WIDTH x HGT.	24'-6" x 14'-6"
BORDER WIDTH	2"
CORNER RADIUS	9"
MOUNTING	Ground
BACKGROUND	TYPE: Reflective COLOR: GreenGreen
LEGEND/BORDER	TYPE: Reflective COLOR: WhiteWhite

SYMBOL	ROT	X	Y	WD	HT
M124_2	0	127.5	81.4	36	36

LETTER POSITIONS (X)															LENGTH	SERIES/SIZE					
E	X	I	T	3	5	0										ClearViewHwy-4-W	83	10,15			
197.4	205.3	215.9	220.4	242.1	255.3	268.9															
1	4	7	t	h	S	t										ClearViewHwy-5-W					
13.6	25.9	42.1	56.3	69	92	107.1	123.9	139.2	155.5	164.9	181.9	191.1	206.3	227.8	245.3	253.3	268.9	268.9	1613		
1	M	I	L	E												ClearViewHwy-5-W					
100.6	116.3	129.4	135.4	144.4																50.2	15,10

Panel Style: guide_exp_advance_asst
Dimensions are in inches, tenths
Letter locations are panel edge to lower left corner

SIGN DETAIL
1:10



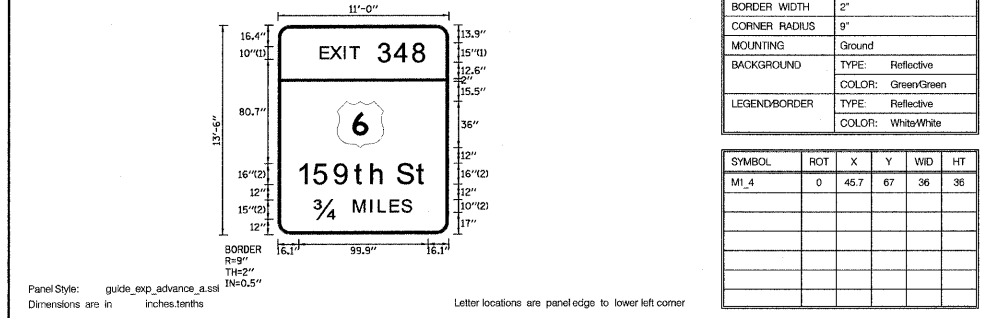
SIGN NUMBER	name
WIDTH x HGT.	1'-6" x 2'-0"
BORDER WIDTH	0"
CORNER RADIUS	2"
MOUNTING	Ground
BACKGROUND	TYPE: Reflective COLOR: White
LEGEND/BORDER	TYPE: Reflective COLOR: RedRed

SYMBOL	ROT	X	Y	WD	HT
ARLONG	180	7	5.6	1.5	3.5

LETTER POSITIONS (X)															LENGTH	SERIES/SIZE								
A	S	S	E	M	B	L	Y	O	F	L	O	V	E								B 2000			
1.4	2.5	3.5	4.5	5.4	6.6	7.6	8.5	10.3	11.4	13	13.9	14.9	16								15.4	2		
F	U	L	L	G	O	S	P	E	L	C	E	N	T	E	R							B 2000		
0.7	1.6	2.7	3.6	5.1	6.1	7.2	8.2	9.2	10.1	11.6	12.7	13.6	14.6	15.5	16.4							16.6	2	
1	5	3	1	5	C	A	L	I	T	O	N	I	A	D	R								B 2000	
1.8	2.4	3.2	4	4.6	6.2	7	8	8.8	9.2	10	10.9	11.9	12.3	14.1	15.1								13.9	1.5

Panel Style: Church sign.ssi
Dimensions are in inches, tenths
Letter locations are panel edge to lower left corner

SIGN DETAIL
1:60



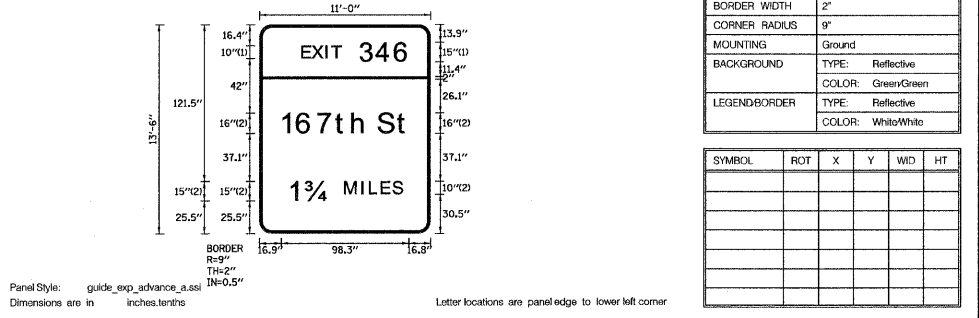
SIGN NUMBER	name
WIDTH x HGT.	11'-0" x 13'-6"
BORDER WIDTH	2"
CORNER RADIUS	9"
MOUNTING	Ground
BACKGROUND	TYPE: Reflective COLOR: GreenGreen
LEGEND/BORDER	TYPE: Reflective COLOR: WhiteWhite

SYMBOL	ROT	X	Y	WD	HT
M1_4	0	45.7	67	36	36

LETTER POSITIONS (X)															LENGTH	SERIES/SIZE									
E	X	I	T	3	4	8										ClearViewHwy-4-W									
33	40.9	51.5	56	77.7	90.4	105																82.4	10,15		
1	5	9	t	h	S	t										ClearViewHwy-5-W									
16.1	28.3	44.8	60.4	73	83.1	106.1																	99.9	1613	
34	M	I	L	E	S											ClearViewHwy-5-W									
28.9	59.1	72.2	78.2	87.2	96.1																			74.5	15,10

Panel Style: guide_exp_advance_asst
Dimensions are in inches, tenths
Letter locations are panel edge to lower left corner

SIGN DETAIL
1:60



SIGN NUMBER	name
WIDTH x HGT.	11'-0" x 13'-6"
BORDER WIDTH	2"
CORNER RADIUS	9"
MOUNTING	Ground
BACKGROUND	TYPE: Reflective COLOR: GreenGreen
LEGEND/BORDER	TYPE: Reflective COLOR: WhiteWhite

SYMBOL	ROT	X	Y	WD	HT

LETTER POSITIONS (X)															LENGTH	SERIES/SIZE										
E	X	I	T	3	4	6										ClearViewHwy-4-W										
33	40.9	51.5	56	77.7	90.4	104.8																	82	10,15		
1	6	7	t	h	S	t										ClearViewHwy-5-W										
16.9	29.8	45.4	59.6	72.3	82.3	107.4																		98.3	1613	
1	34	M	I	L	E	S										ClearViewHwy-5-W										
23.4	36.1	66.3	79.5	85.4	94.4	103.4																			87.2	15,10

Panel Style: guide_exp_advance_asst
Dimensions are in inches, tenths
Letter locations are panel edge to lower left corner

TYLIN INTERNATIONAL	USER NAME = #USER#	DESIGNED - JDU	REVISED -
	PLOT SCALE = #SCALE#	DRAWN - JDU	REVISED -
	PLOT DATE = 4/29/2011	CHECKED - SES	REVISED -
		DATE - 5/5/2011	REVISED -

**STATE OF ILLINOIS
DEPARTMENT OF TRANSPORTATION**

**KEDZIE AVENUE PROJECT
SIGN PANEL DETAILS**

SCALE: N.T.S. SHEET NO. 1 OF 1 SHEETS STA. TO STA.

F.A. RTE.	SECTION	COUNTY	TOTAL SHEETS	SHEET NO.
57	1313.1B-1	COOK	162	59
FED. ROAD DIST. NO.			ILLINOIS FED. AID PROJECT	
			CONTRACT NO. 60K14	