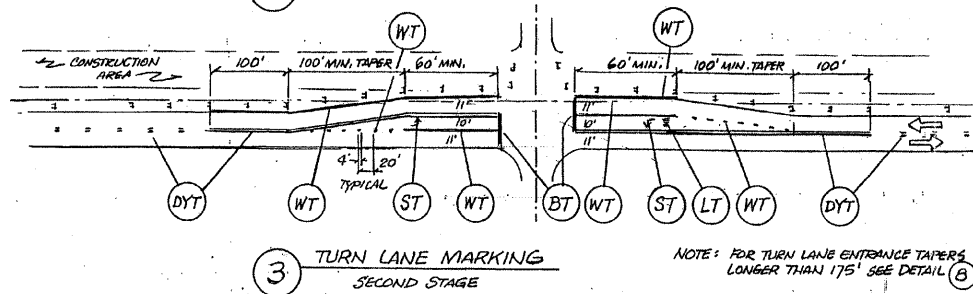
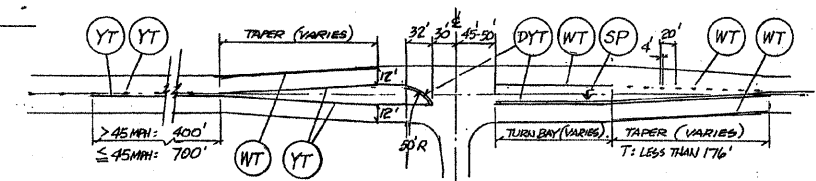


6 FOUR LANE UNDIVIDED



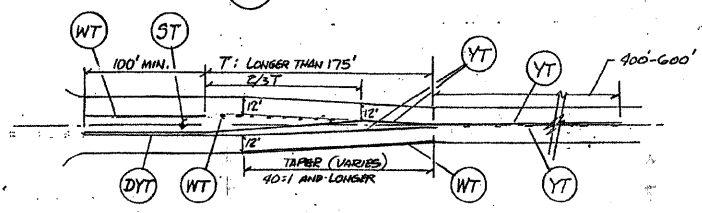
5 THIRD STAGE



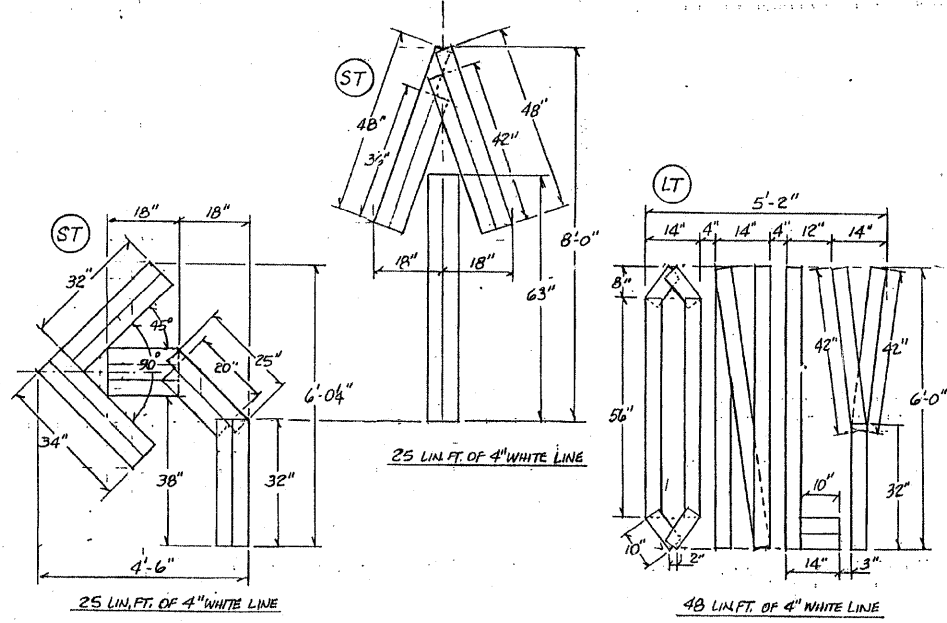
7 THREE LANE T INTERSECTION

LEGEND

- TEMPORARY PAVEMENT
- FINAL PAVEMENT
- STOP BAR: 12" WIDE (MIN.) WHITE, WHERE REQUIRED
- STOP BAR: 3' 4" WHITE TAPE LINES, WHERE REQUIRED
- YELLOW TAPE LINE - 4"
- WHITE TAPE LINE - 4"
- DOUBLE YELLOW TAPE LINES - 2 @ 4", SPACED 11" MIN. C. TO C.
- ARROW SYMBOL(S) FORMED WITH 4" WHITE TAPE LINE
- LETTERS ONLY FORMED WITH 4" WHITE TAPE LINE
- RAILROAD CROSSING LETTERS AND SYMBOL FORMED WITH 4" WHITE TAPE
- YELLOW PAINTED 4" LINE
- WHITE PAINTED 4" LINE
- DOUBLE YELLOW PAINTED 4" LINES, 2 @ 4" WIDE SPACED 11" C. TO C.
- ARROW SYMBOL(S) PAINTED WHITE
- LETTERS ONLY PAINTED WHITE



8 THREE LANE APPROACH



TEMPORARY LETTERS AND SYMBOLS FORMED WITH 4-INCH WIDE PAVEMENT MARKING TAPE

FOR PAINTED LETTERS AND SYMBOLS, SEE NOTE 4.

NOTES:

- TEMPORARY MARKING FOR LANE CLOSURES AND BY-PASSES SHALL BE IN ACCORDANCE WITH TRAFFIC CONTROL STANDARD 2310, 2316, 2317, 2318 OR 2417, WHICHEVER IS APPLICABLE, AND WITH DETAILS (1) THRU (4) ON THIS SHEET.
- THE PAVEMENT MARKING WORD "ONLY" FOR TEMPORARY APPLICATIONS, SHALL ONLY BE REQUIRED WITH THE TURN ARROW IN A LANE WHERE THE MANDATORY MOVEMENT IS NOT READILY APPARENT DUE TO THE ALIGNMENT AND WHERE DIRECTED BY THE ENGINEER. SEE DETAIL (3) AND (4).
- WHITE EDGELINES (4" WHITE TAPE OR PAINT, AS APPROPRIATE) SHALL BE CONTINUOUS IF REQUIRED IN THE JUDGEMENT OF THE ENGINEER.
- TEMPORARY PAINTED ARROW SYMBOLS, WORDS AND ADVANCE RAILROAD CROSSING MARKINGS SHALL CONFORM WITH THE STANDARD DESIGN AS SHOWN IN THE MANUAL ON UNIFORM TRAFFIC CONTROL DEVICES. 6" LETTERS AND TURN ARROWS MAY BE USED WHERE STAFF THROUGH THE MARKED AREA DO NOT EXCEED 40 M.P.H. QUANTITIES FOR THE PAINTED MARKINGS MAY BE DETERMINED FROM TABLE 500-1 IN THE STANDARD SPECIFICATIONS FOR TRAFFIC CONTROL ITEMS.
- REFER TO THE SIGNING AND FINAL MARKING PLANS FOR LOCATING TEMPORARY MARKINGS; RAILROAD APPROACHES, STOP LINES, CROSSWALKS, ETC.
- REFER TO THE SPECIAL PROVISION FOR PAVEMENT MARKING TAPE AND FOR TRAFFIC PROTECTION.

TYPICAL TEMPORARY PAVEMENT MARKING APPLICATIONS DURING NORMAL CONSTRUCTION OR MAINTENANCE ACTIVITIES AND TRAFFIC GUIDANCE PRIOR TO PERMANENT PAVEMENT MARKING OPERATIONS. THIS REFERENCE STANDARD IS NOT INTENDED AS A SUBSTITUTE FOR A SPECIFIC MAINTENANCE OR TRAFFIC PLAN FOR THIS PROJECT. SEE THE CONSTRUCTION STAGING PLANS, TRAFFIC STANDARDS AND/OR PLAN GENERAL NOTES.

- WHERE THE ITEM: PAVEMENT MARKING TAPE, TYPE III-LETTERS AND SYMBOLS IS INCLUDED IN THE CONTRACT, THE DESIGN OF THE LETTERS AND ARROW SYMBOLS AND THE SQUARE FEET QUANTITIES FOR THIS ITEM SHALL BE THE SAME AS FOR PAINTED MARKINGS DESCRIBED IN NOTE 4.

COUNTY OF COOK
DEPARTMENT OF HIGHWAYS
STANDARD TTM-525
TYPICAL TEMPORARY PAVEMENT MARKING
COMPUTED DRAWN: EIK 6-30
CHECKED: [Signature]
APPROVED: JUNE 15, 2011
Charles R. Toney

TYLIN INTERNATIONAL	USER NAME = #USER#	DESIGNED - DM	REVISED -	STATE OF ILLINOIS DEPARTMENT OF TRANSPORTATION	KEDZIE AVENUE PROJECT CCHD TYPICAL TEMPORARY PAVEMENT MARKING STANDARD	F.A. RTE.	SECTION	COUNTY	TOTAL SHEET NO.		
	PLOT SCALE = #SCALE#	DRAWN - DM	REVISED -			57	1313.1B-1	COOK	162 140		
	PLOT DATE = 5/3/2011	CHECKED - SES	REVISED -			SCALE: N.T.S		SHEET NO. 1 OF 1 SHEETS	STA. TO STA.	FED. ROAD DIST. NO.	ILLINOIS FED. AID PROJECT
		DATE - 5/5/2011	REVISED -							CONTRACT NO. 60K14	