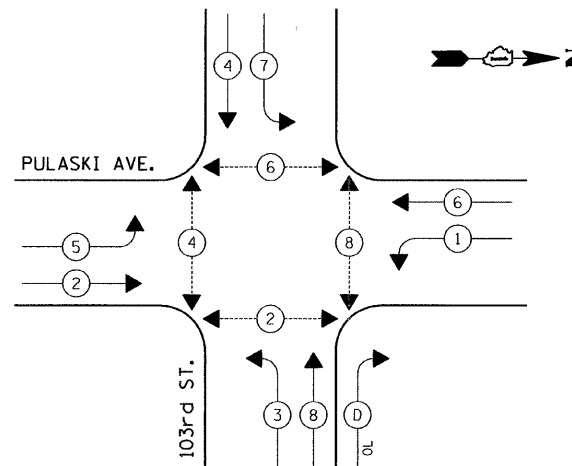


CABLE DIAGRAM
NOT TO SCALE

EXISTING AND POST CONSTRUCTION CONTROLLER SEQUENCE



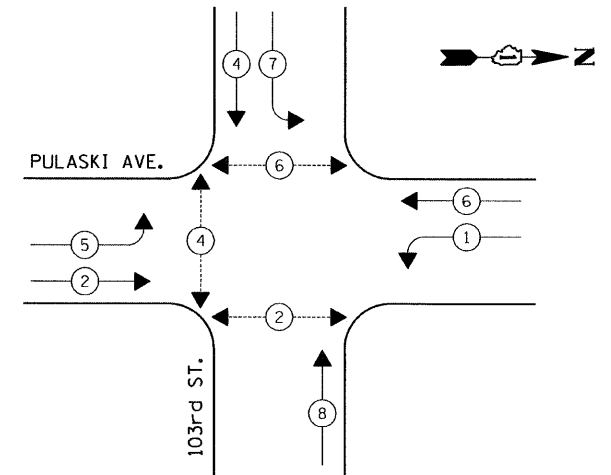
EXISTING/POST CONSTRUCTION PHASE DESIGNATION DIAGRAM

RIGHT TURN OVERLAP PHASE DESIGNATION

OVERLAP LETTER	PERMISSIVE PHASE	PROTECTED PHASE
D	= 8	+ 1

PUSHBUTTON "A" SHALL PLACE CALLS IN PHASES 2 AND 4
 PUSHBUTTON "C" SHALL PLACE CALLS IN PHASES 6 AND 8
 PUSHBUTTON "D" SHALL PLACE CALLS IN PHASES 2 AND 8

TEMPORARY (CONSTRUCTION) CONTROLLER SEQUENCE



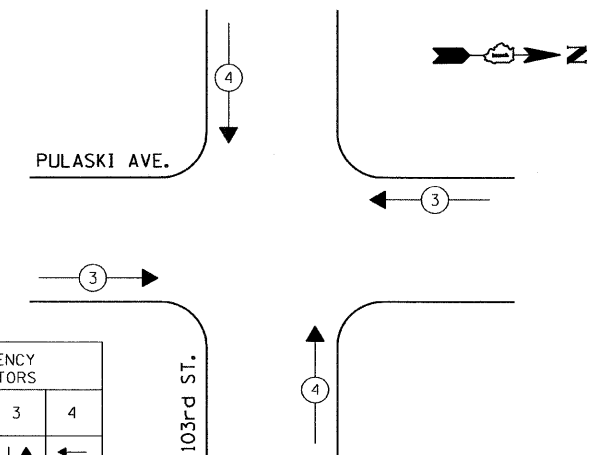
TEMPORARY (CONSTRUCTION) PHASE DESIGNATION DIAGRAM

PUSHBUTTON "A" SHALL PLACE CALLS IN PHASES 2 AND 4
 PUSHBUTTON "C" SHALL PLACE CALLS IN PHASE 6
 PUSHBUTTON "D" SHALL PLACE CALLS IN PHASE 2

LEGEND

- ← * → DUAL ENTRY PHASE
- ← * → PEDESTRIAN PHASE
- ← * OL → OVERLAP
- * NUMBER REFERS TO ASSOCIATED PHASE

EMERGENCY VEHICLE PREEMPTION SEQUENCE



EXISTING EMERGENCY VEHICLE PREEMPTORS		
EMERGENCY VEHICLE PREEMPTOR	3	4
MOVEMENT	↓ ↑	← →

TRAFFIC SIGNAL SCHEDULE OF QUANTITIES

DESCRIPTION	UNIT	QUANTITY
DETECTOR LOOP REPLACEMENT	FOOT	172
TEMPORARY TRAFFIC SIGNAL INSTALLATION	EACH	1
REBUILD EXISTING HANDHOLE	EACH	1
MAINTENANCE OF EXISTING TRAFFIC SIGNAL INSTALLATION	EACH	1
MODIFY EXISTING CONTROLLER	EACH	1
TEMPORARY TRAFFIC SIGNAL TIMING	EACH	1
RE-OPTIMIZE TRAFFIC SIGNAL SYSTEM LEVEL 1	EACH	1
VIDEO DETECTION SYSTEM, PARTIAL	EACH	1

I.D.O.T. TRAFFIC SIGNAL INSTALLATION ELECTRICAL SERVICE REQUIREMENTS					TOTAL WATTAGE
TYPE	NO. OF LAMPS	WATTAGE		% OPERATION	
		INCAND.	LED		
SIGNAL (RED)	13	17	0.50	110.50	
(YELLOW)	13	25	0.25	81.25	
(GREEN)	13	15	0.25	48.75	
ARROW	20	12	0.10	24.00	
PED. SIGNAL	8	25	1.00	200.00	
CONTROLLER	1	100	1.00	100.00	
ILLUM. SIGN	-	25	0.05	-	
FLASHER			0.50		
ENERGY COST TO:			TOTAL =	564.50	

ILLINOIS DEPARTMENT OF TRANSPORTATION
 DIVISION OF HIGHWAY/DISTRICT 1
 201 WEST CENTER COURT/SCHAUMBURG, ILLINOIS 60196-1096
 ENERGY SUPPLY: CONTACT: _____
 PHONE: _____
 COMPANY: _____

FILE NAME = _____ USER NAME = .USER.
 #FILE# _____
 DESIGNED - EF
 DRAWN - EF
 CHECKED - RS
 DATE - 06-02-2011
 REVISIONS:
 REVISION NO. _____
 REVISION DESCRIPTION _____
 REVISION DATE _____

STATE OF ILLINOIS
DEPARTMENT OF TRANSPORTATION

PULASKI ROAD AT 103rd STREET
CABLE PLAN, PHASE DESIGNATION DIAGRAM
AND SCHEDULE OF QUANTITIES

F.A.U. RTE.	SECTION	COUNTY	TOTAL SHEETS	SHEET NO.
3778	2011-022-T	COOK	34	14

SCALE: NTS SHEET NO. 1 OF 1 SHEETS STA. TO STA. ILLINOIS FED. AID PROJECT CONTRACT NO. 60P21

6-13-2011