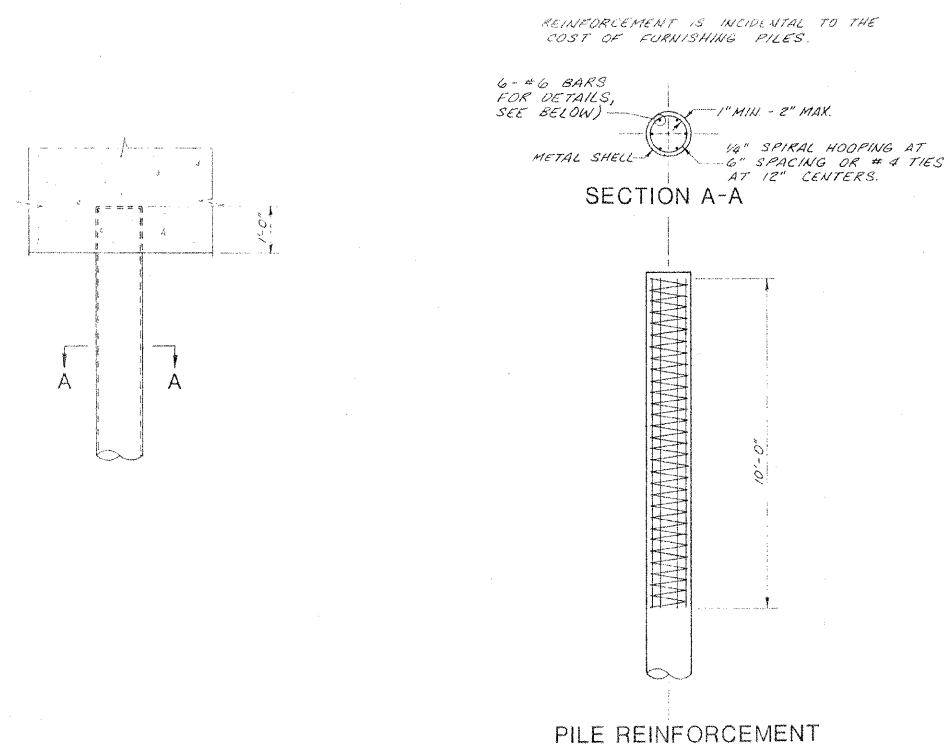
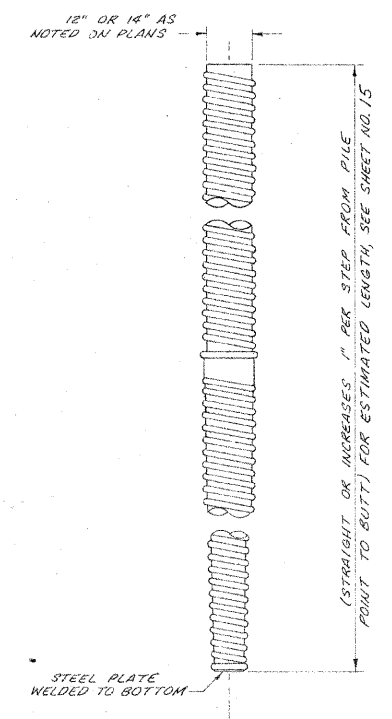


02115-16

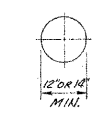
ROUTE	SECTION	COUNTY	TOTAL SHEETS	SHEET NO.
FAU 76-00046-2651	00-65	DUPAGE	36	16
STA.		TO STA.		
FED. ROAD DIST. NO.		ILLINOIS FED. AID PROJECT NO. 5003(100)		

COLUMN BILL OF MATERIAL

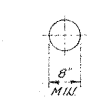
BAR	NO.	SIZE	LENGTH	SHAPE
V	56	#9	23'-0"	
V ₁	7	#4	213"	SPIRAL
S	162	#4	4'-3"	
V ₂	88	#9	24'-6"	
V ₃	11	#4	236"	SPIRAL
METAL PILE SHELLS - 12"			LIN. FT.	462
METAL PILE SHELLS - 14"			LIN. FT.	2,372
CLASS X CONCRETE (COLUMN)			CU. YDS.	16
REINFORCEMENT (COLUMN)			POUNDS	14,900
TEST PILES			EACH	3



AT LEAST 10% OF THE LENGTH OF PILE SHALL HAVE A BUTT DIAMETER EQUAL TO OR GREATER THAN 12" OR 14". THE THICKNESS OF THE SHELL SHALL BE 0.1793 IN. FOR 42 T. PILES AND 0.25" FOR 52 T. PILES.

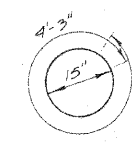


BUTT



POINT

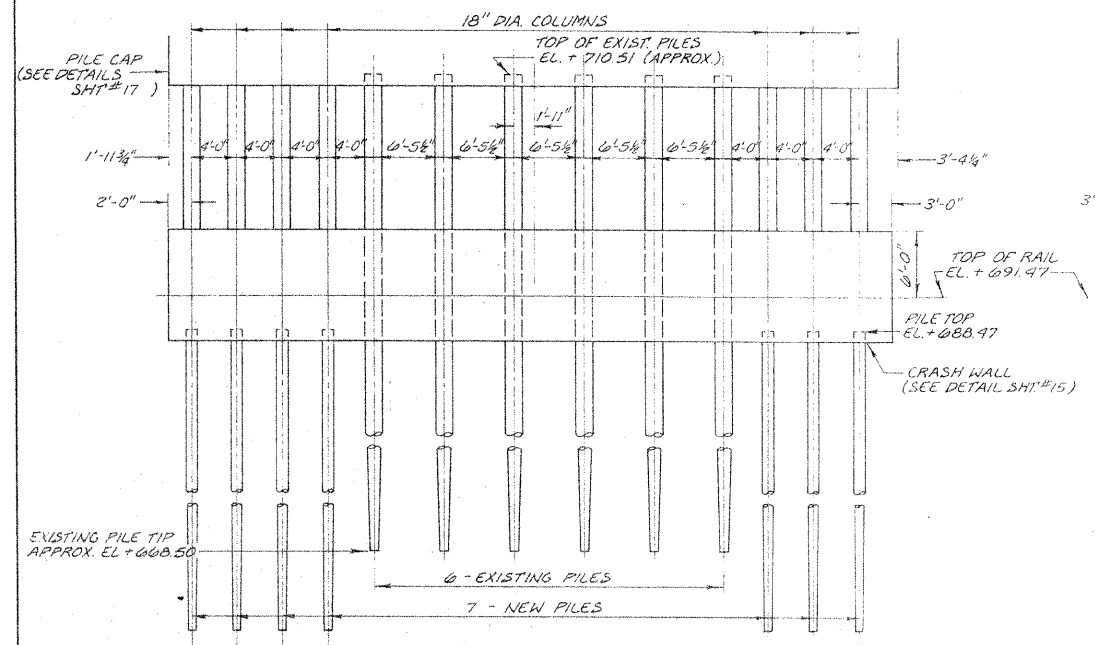
(APPLIES ONLY TO STEP-TAPER TYPE PILE)



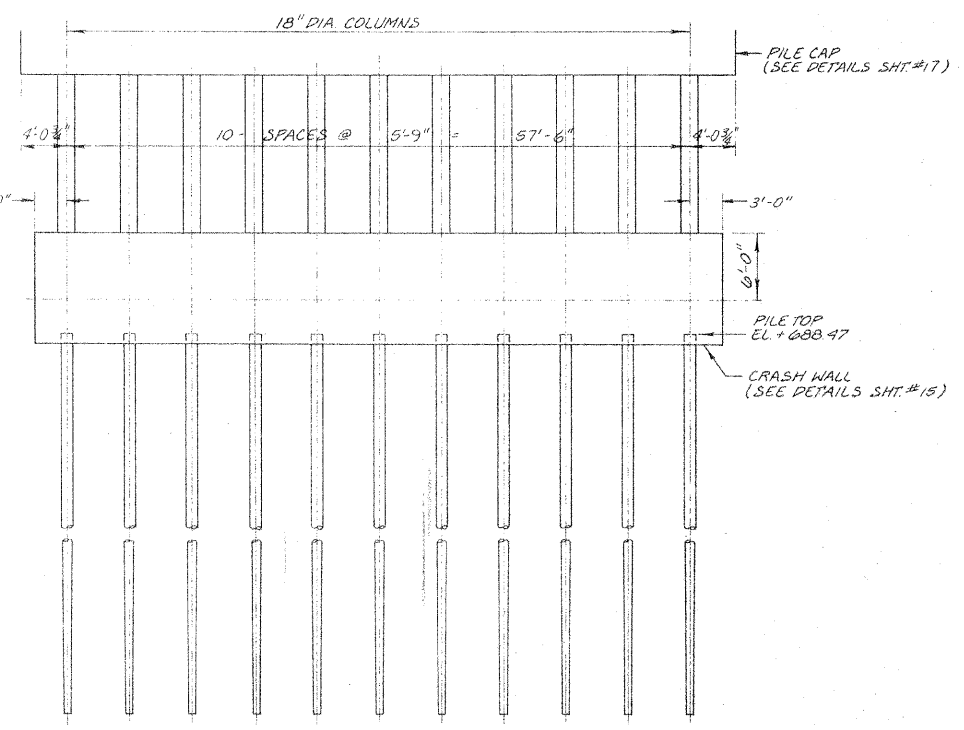
BAR S

DETAIL OF MANDREL DRIVEN STRAIGHT OR STEP-TAPER PILES

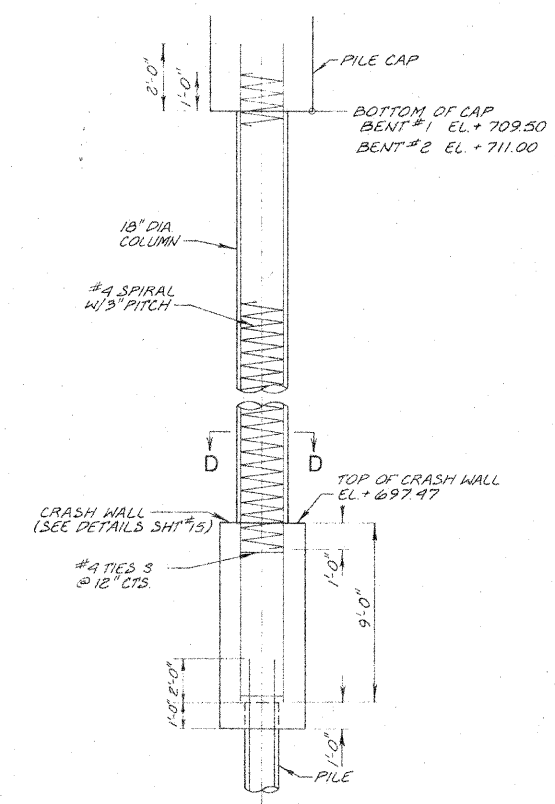
NOTE: See Sheet No. 16A for additional pile details.



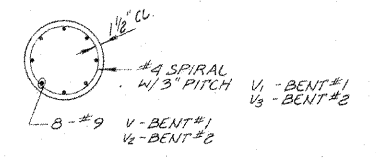
BENT #1
(LOOKING NORTH)



BENT #2
(LOOKING NORTH)



COLUMN DETAIL



SECTION D-D

REVISIONS	
NAME	DATE
D.C.N.	1-30-78
Added	7-21-11

ILLINOIS DIVISION OF HIGHWAYS

PILE DETAILS

ARDMORE AVENUE BRIDGE

SCALE: NONE

DATE: 12-28-77

DRAWN BY: D.C.N.

CHECKED BY: B.A.S.

02115-16