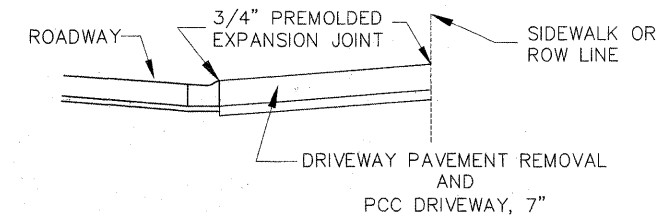
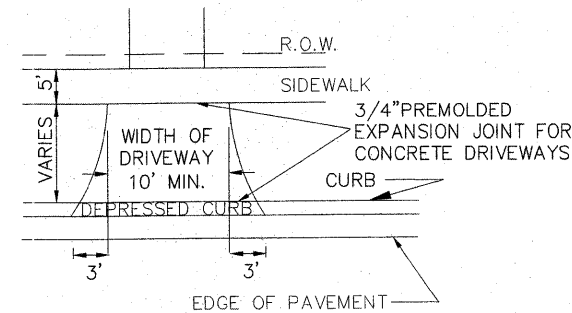


1. EXPANSION JOINTS AT TANGENT POINTS AND 150 FOOT INTERVALS, CONSISTING OF ONE INCH PREMOLDED JOINT FILLER MATERIAL WITH #8 DOWEL BARS, 18" IN LENGTH, GREASED, PROVIDE EXPANSION CAP ON ONE END. ALSO CONSTRUCT THIS JOINT TEN FEET EACH SIDE OF PROPOSED UNDERGROUND STRUCTURE.
2. CONTRACTION JOINTS AT FIFTEEN FOOT INTERVALS AND AT THE CENTER OF RETURNS.
3. ALL RADII SHALL BE 25 FEET TO THE BACK OF CURB UNLESS OTHERWISE DIRECTED BY THE ENGINEER.
4. LONGITUDINAL EXPANSION JOINT CONSISTING OF THREE QUARTER INCH PREMOLDED JOINT FILLER.
5. DEPRESS CURB AT LOCATIONS WHERE PUBLIC WALKS INTERSECT CURB LINE AT STREET INTERSECTIONS, ALLEYS, AND OTHER LOCATIONS AS DIRECTED, FOR THE CONSTRUCTION OF RAMPED SIDEWALKS FOR ACCESS BY THE HANDICAPPED.

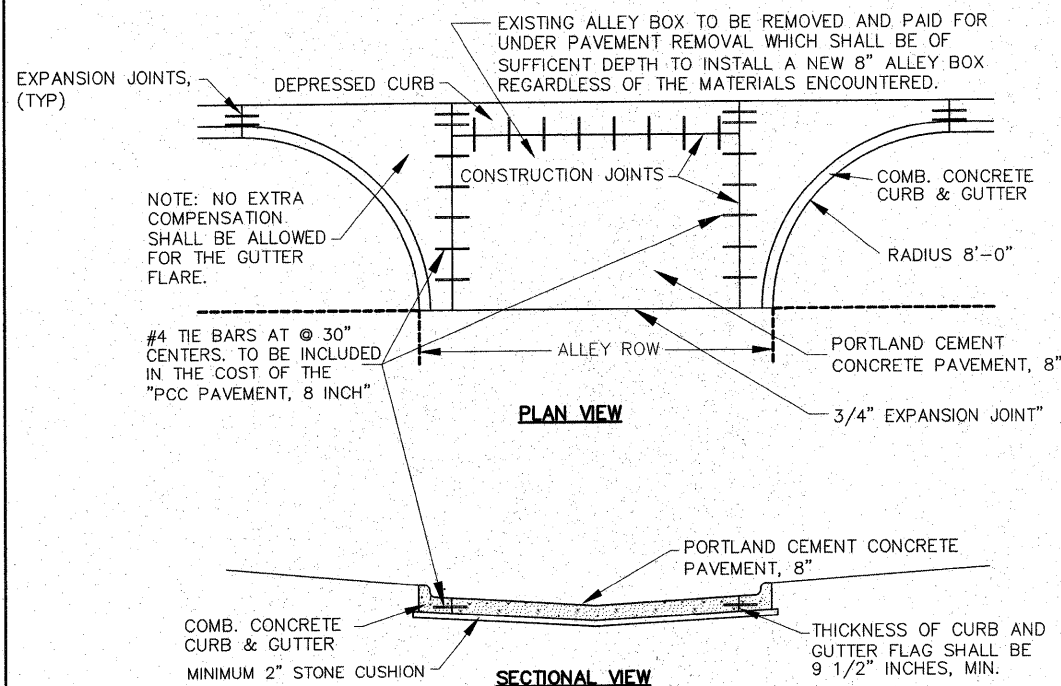
**JOINT DETAILS**



THICKNESS OF CURB AND GUTTER FLAG SHALL BE 9 1/2 INCHES, MIN.

SAWCUTTING AND THE 3/4" PREMOLDED EXPANSION JOINT WILL NOT BE PAID SEPARATELY BUT SHALL BE INCLUDED IN THE COST OF PCC DRIVEWAY PAVEMENT, 7"

**TYPICAL DRIVEWAY DETAIL**



**TYPICAL ALLEY RETURN DETAIL**

		EARTH EXCAVATION (SPECIAL)	
		SCHEDULE	
STATION TO	STATION	SOUTH PARKWAY	NORTH PARKWAY
0+20	1+30	5 CY	
1+80	3+15		5 CY
2+15	3+20	4 CY	
3+50	4+90		5 CY
3+50	4+95	7 CY	
6+90	8+10	5 CY	5 CY
8+45	9+85	5 CY	
8+65	9+70		4 CY
10+30	11+30	4 CY	
10+35	11+40		4 CY
11+80	13+00	5 CY	
13+80	14+77	4 CY	4 CY
15+50	16+45		3 CY
16+93	18+10		5 CY
16+93	19+75	6 CY	
21+00	22+18	4 CY	
23+60	26+45	6 CY	
23+60	24+85		4 CY
27+00	27+80	3 CY	
28+00	29+05	4 CY	
29+35	29+80	3 CY	
27+10	28+10		4 CY
29+20	29+80		3 CY
30+28	31+45		4 CY
30+42	31+50	4 CY	
32+05	33+25	4 CY	
32+07	33+14		5 CY
33+76	34+60	3 CY	
34+77	35+53	3 CY	
35+70	36+70	4 CY	
33+73	35+06		5 CY
35+47	36+63		4 CY
37+00	38+15	4 CY	
37+12	38+35		4 CY
		<b>87 CY</b>	<b>63 CY</b>
		<b>TOTAL 150 CY</b>	

FILE NAME = FAU 1447 (16TH STREET)- (FROM LOMBARD AVENUE TO CENTRAL AVENUE)	USER NAME =	DESIGNED - AMS	REVISED - AMS 4-7-11
RESURFACING	PLOT SCALE =	DRAWN - JFP	REVISED -
	PLOT DATE =	CHECKED - TPG	REVISED -
		DATE - 3/11	REVISED -

STATE OF ILLINOIS  
DEPARTMENT OF TRANSPORTATION

SPECIAL PROJECT DETAILS

SCALE: NONE SHEET NO. OF SHEETS STA. TO STA.

**Frank Novotny & Associates, Inc.**  
Civil Engineers  
Municipal Consultants  
835 Midway Drive • Wilmette, IL • 60091 • Telephone: (800) 887-8640 • Fax: (800) 887-0182  
ILLINOIS PROFESSIONAL DESIGN PERM NO. 184-00028

F.A.U. RTE.	SECTION	COUNTY	TOTAL SHEETS	SHEET NO.
1447	11-00213-00-RS	COOK	25	5
CONTRACT NO. 63607				
FED. ROAD DIST. NO. ILLINOIS FED. AID PROJECT HPP-3045(003)				