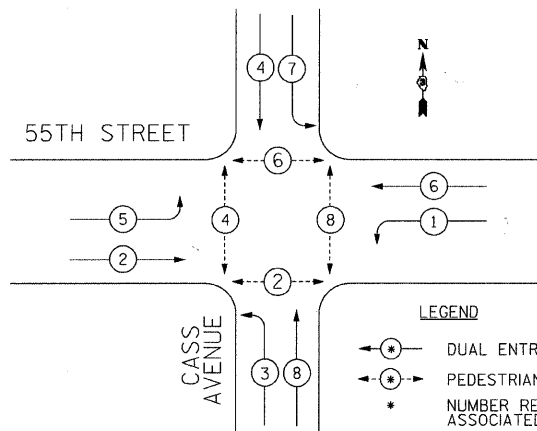
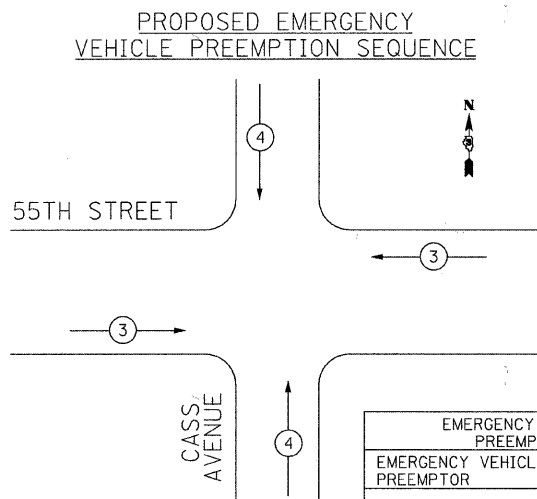


CONTROLLER SEQUENCE

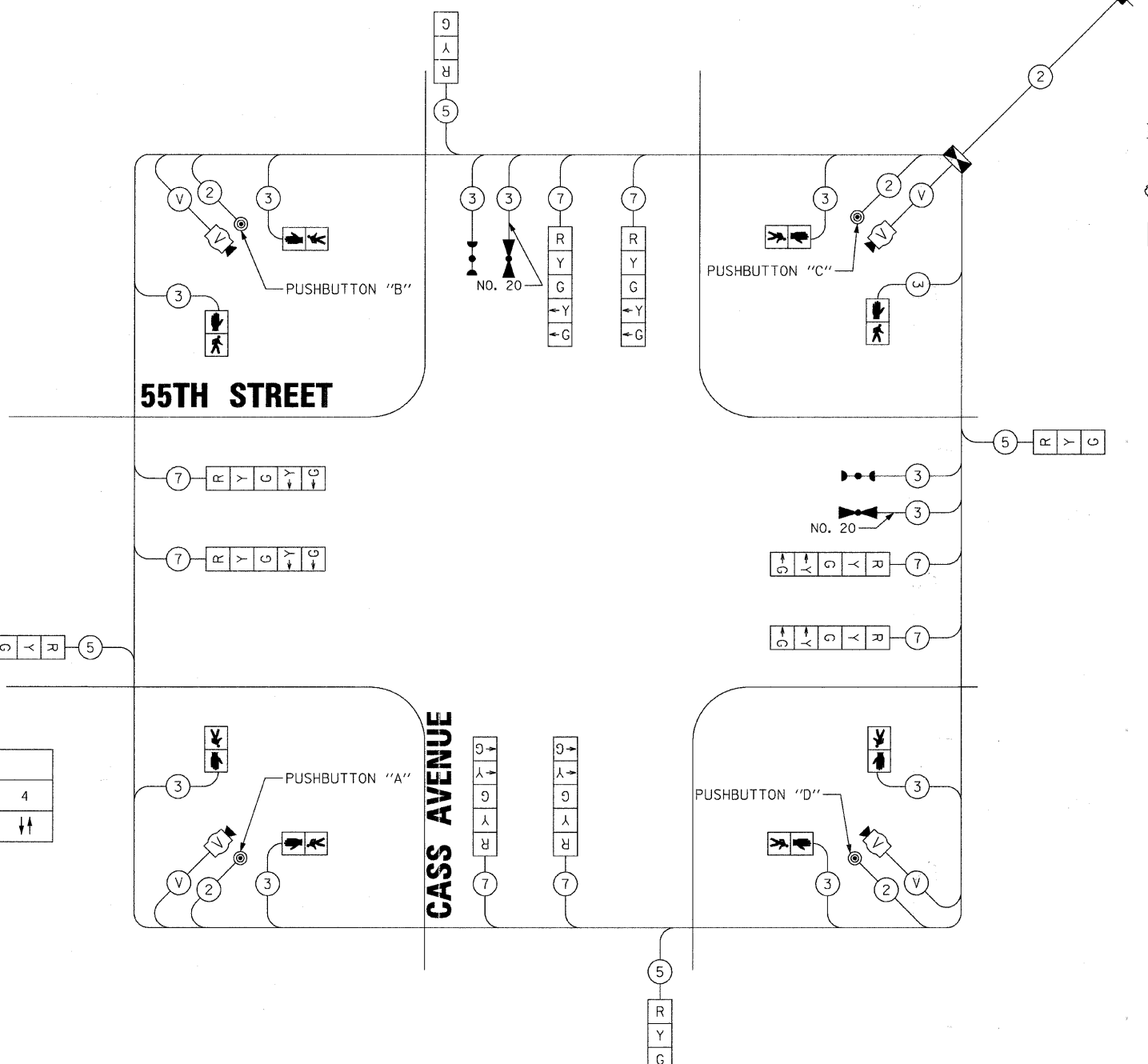


TEMPORARY PHASE DESIGNATION DIAGRAM



EMERGENCY VEHICLE PREEMPTORS		
EMERGENCY VEHICLE PREEMPTOR	3	4
MOVEMENT	← →	↑ ↓

REMOVE EXISTING SERVICE AFTER TEMPORARY SERVICE IS INSTALLED FOR TEMPORARY TRAFFIC SIGNALS



ALL STAGES  
TEMPORARY CABLE PLAN

NOTE:  
PUSHBUTTON "A" SHALL PLACE A CALL IN PHASES 2 AND 4  
PUSHBUTTON "B" SHALL PLACE A CALL IN PHASES 4 AND 6  
PUSHBUTTON "C" SHALL PLACE A CALL IN PHASES 6 AND 8  
PUSHBUTTON "D" SHALL PLACE A CALL IN PHASES 2 AND 8

NOTE:  
THE TRAFFIC SIGNAL CONTROLLER EQUIPMENT FOR THIS PROJECT SHALL BE "ECONOLITE" TO MATCH THE EXISTING EQUIPMENT.

NOTE:  
THE TEMPORARY TRAFFIC SIGNAL INSTALLATION SHALL REMAIN ENERGIZED DURING CONSTRUCTION STAGE 1 THROUGH CONSTRUCTION STAGE 6.

RESTORATION OF WORK AREA: RESTORATION OF THE TRAFFIC SIGNAL WORK SHALL BE INCIDENTAL TO THE RELATED PAY ITEM SUCH AS FOUNDATION, CONDUIT, HANDHOLE, TRENCH AND BACKFILL, ETC., AND NO EXTRA COMPENSATION SHALL BE ALLOWED. ALL ROADWAY SURFACES SUCH AS SHOULDERS, MEDIANS, SIDEWALKS, PAVEMENT, ETC. SHALL BE REPLACED IN KIND. ALL DAMAGE TO MOWED LAWNS SHALL BE REPLACED WITH AN APPROVED SOD, AND ALL DAMAGE TO UNMOWED FIELDS SHALL BE SEEDED IN ACCORDANCE WITH STANDARD SPECIFICATIONS 252 AND 250 RESPECTIVELY.

EJM ENGINEERING, INC.  
411 South Wells Street Suite 800  
Chicago, Illinois 60607



FILE NAME = ...V2902TempTSSstage1-2-3CablePlan.dgn	USER NAME = rswanson	DESIGNED - JM	REVISED -
PLOT SCALE = NONE	CHECKED - CK	DRAWN - MS	REVISED -
PLOT DATE = 5/13/2011	DATE - 05/11/2011		REVISED -

STATE OF ILLINOIS  
DEPARTMENT OF TRANSPORTATION

TEMPORARY CABLE PLAN, PHASE DESIGNATION DIAGRAM,  
AND EMERGENCY VEHICLE PREEMPTION SEQUENCE  
C.H. 35 (55TH STREET) & CASS AVENUE

SCALE: N.T.S. SHEET NO. 2 OF 3 SHEETS

F.A.U. RTE.	SECTION	COUNTY	TOTAL SHEETS	SHEET NO.
1504	94-00302-00-FP	DUPAGE	240	130
FED. ROAD DIST. NO. 1 ILLINOIS FED. AID PROJECT			CONTRACT NO. 63609	