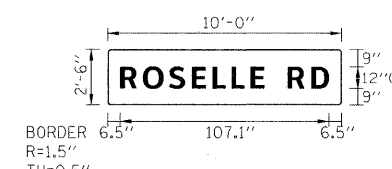
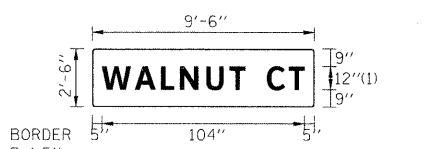
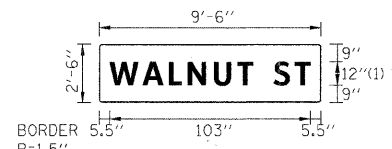
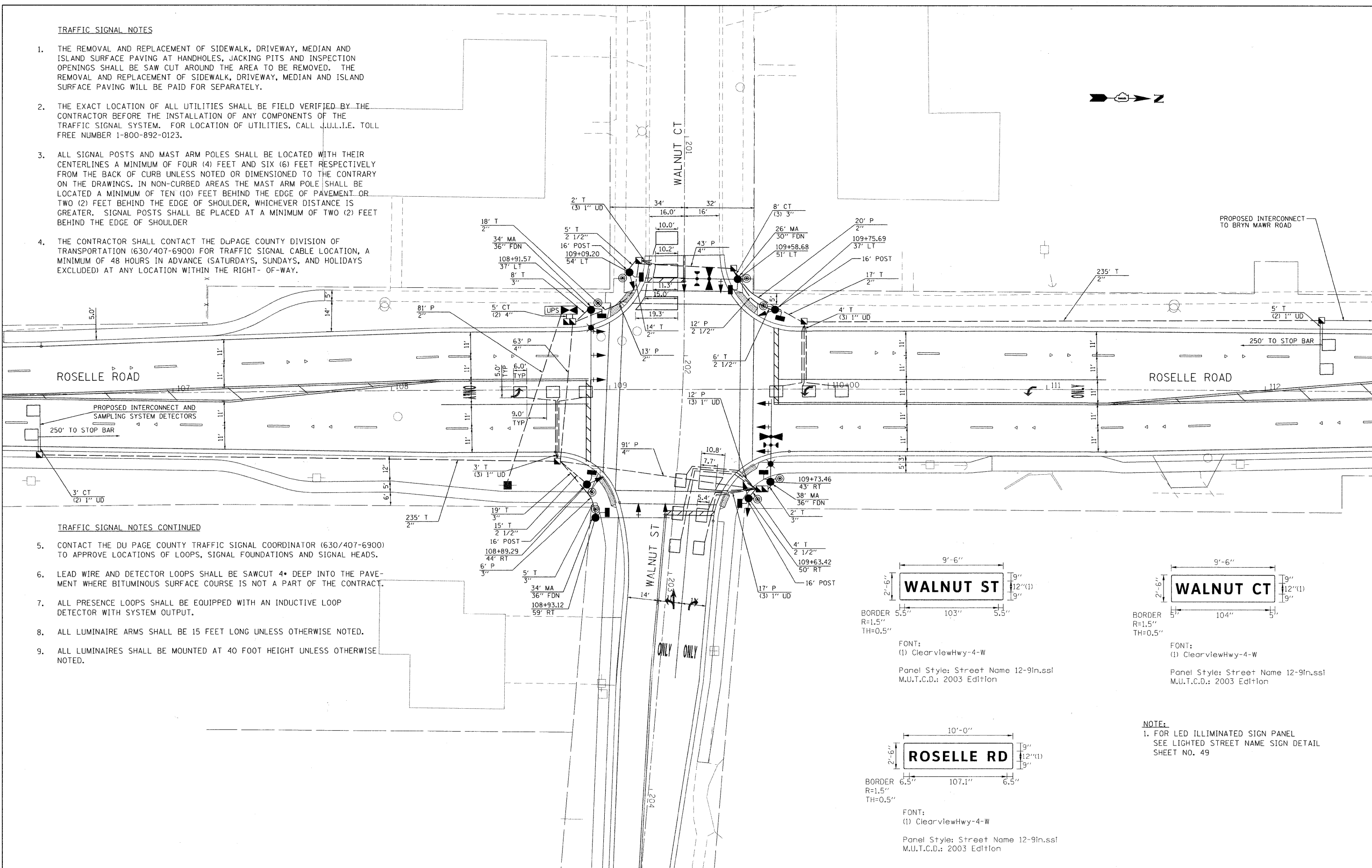


TRAFFIC SIGNAL NOTES

1. THE REMOVAL AND REPLACEMENT OF SIDEWALK, DRIVEWAY, MEDIAN AND ISLAND SURFACE PAVING AT HANDHOLES, JACKING PITS AND INSPECTION OPENINGS SHALL BE SAW CUT AROUND THE AREA TO BE REMOVED. THE REMOVAL AND REPLACEMENT OF SIDEWALK, DRIVEWAY, MEDIAN AND ISLAND SURFACE PAVING WILL BE PAID FOR SEPARATELY.
2. THE EXACT LOCATION OF ALL UTILITIES SHALL BE FIELD VERIFIED BY THE CONTRACTOR BEFORE THE INSTALLATION OF ANY COMPONENTS OF THE TRAFFIC SIGNAL SYSTEM. FOR LOCATION OF UTILITIES, CALL J.U.L.I.E. TOLL FREE NUMBER 1-800-892-0123.
3. ALL SIGNAL POSTS AND MAST ARM POLES SHALL BE LOCATED WITH THEIR CENTERLINES A MINIMUM OF FOUR (4) FEET AND SIX (6) FEET RESPECTIVELY FROM THE BACK OF CURB UNLESS NOTED OR DIMENSIONED TO THE CONTRARY ON THE DRAWINGS. IN NON-CURBED AREAS THE MAST ARM POLE SHALL BE LOCATED A MINIMUM OF TEN (10) FEET BEHIND THE EDGE OF PAVEMENT OR TWO (2) FEET BEHIND THE EDGE OF SHOULDER, WHICHEVER DISTANCE IS GREATER. SIGNAL POSTS SHALL BE PLACED AT A MINIMUM OF TWO (2) FEET BEHIND THE EDGE OF SHOULDER
4. THE CONTRACTOR SHALL CONTACT THE DUPAGE COUNTY DIVISION OF TRANSPORTATION (630/407-6900) FOR TRAFFIC SIGNAL CABLE LOCATION, A MINIMUM OF 48 HOURS IN ADVANCE (SATURDAYS, SUNDAYS, AND HOLIDAYS EXCLUDED) AT ANY LOCATION WITHIN THE RIGHT- OF-WAY.

TRAFFIC SIGNAL NOTES CONTINUED

5. CONTACT THE DU PAGE COUNTY TRAFFIC SIGNAL COORDINATOR (630/407-6900) TO APPROVE LOCATIONS OF LOOPS, SIGNAL FOUNDATIONS AND SIGNAL HEADS.
6. LEAD WIRE AND DETECTOR LOOPS SHALL BE SAWCUT 4" DEEP INTO THE PAVEMENT WHERE BITUMINOUS SURFACE COURSE IS NOT A PART OF THE CONTRACT.
7. ALL PRESENCE LOOPS SHALL BE EQUIPPED WITH AN INDUCTIVE LOOP DETECTOR WITH SYSTEM OUTPUT.
8. ALL LUMINAIRE ARMS SHALL BE 15 FEET LONG UNLESS OTHERWISE NOTED.
9. ALL LUMINAIRES SHALL BE MOUNTED AT 40 FOOT HEIGHT UNLESS OTHERWISE NOTED.



NOTE:
1. FOR LED ILLUMINATED SIGN PANEL SEE LIGHTED STREET NAME SIGN DETAIL SHEET NO. 49

FILE NAME = P:\2010\ME18015.Roselle_DPCDOT\CADD\Shts\Roselle-SHT-TS83-01.dgn
 PLOT SCALE = 20.0000 / IN.
 USER NAME = Millennia Professional Services



200 22ND Street, Suite 216, Lombard, IL 60148
 630.795.0110 voice, 630.839.3566 fax
 www.mps-ill.com
MILLENNIA PROFESSIONAL SERVICES

DESIGNED - CJD	REVISED -
DRAWN - CJD	REVISED -
CHECKED - TVN	REVISED -
DATE - 5/20/2011	REVISED -

**DUPAGE COUNTY
DEPARTMENT OF TRANSPORTATION**

**ROSELLE RD. & WALNUT ST.
TRAFFIC SIGNAL INSTALLATION PLAN
INTERSECTION IMPROVEMENTS**

SCALE: 1"=20' SHEET NO. 1 OF 1 SHEETS STA. 106+25 TO STA. 112+50

F.A.P. RTE. 364	SECTION 07-00184-12-CH	COUNTY DUPAGE	TOTAL SHEETS 49	SHEET NO. 32
CONTRACT NO. 63611				

FED. ROAD DIST. NO. 1 ILLINOIS FED. AID PROJECT
 P:\2010\ME18015.Roselle_DPCDOT\CADD\Shts\Roselle-SHT-TS83-01.dgn