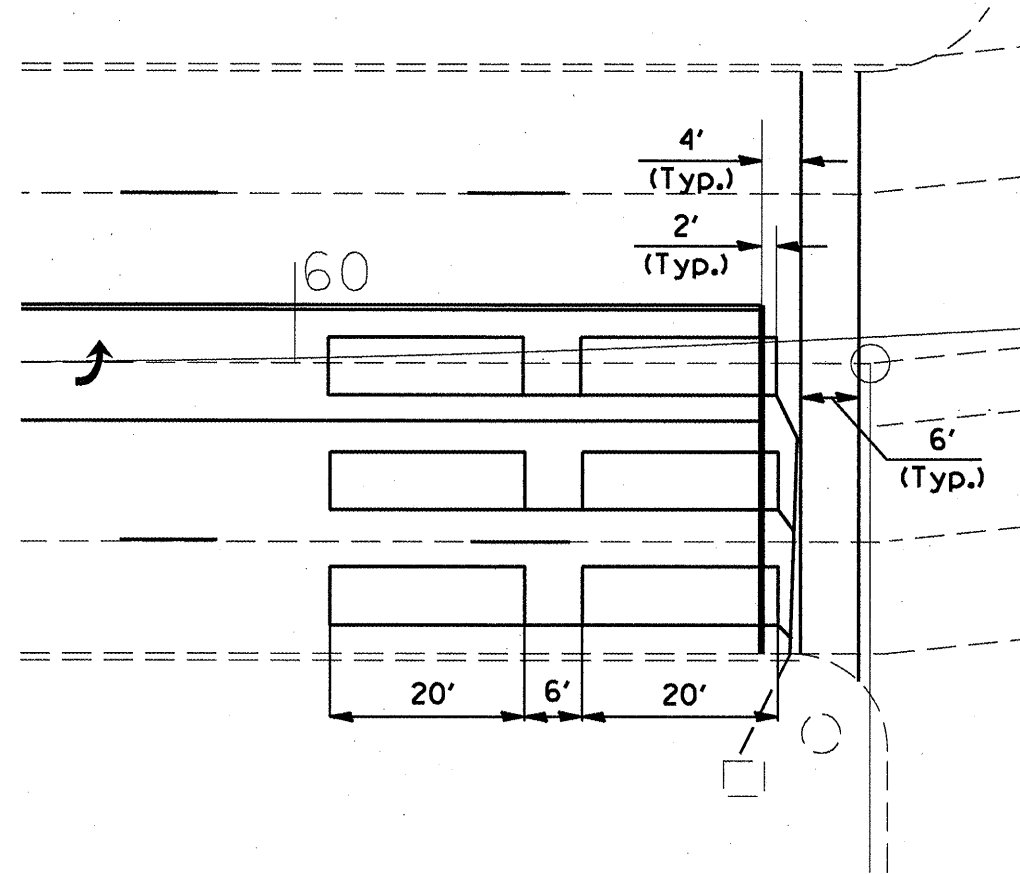


**DETAIL FOR CROSSWALK, STOP BAR
AND DETECTOR LOOP PLACEMENT**

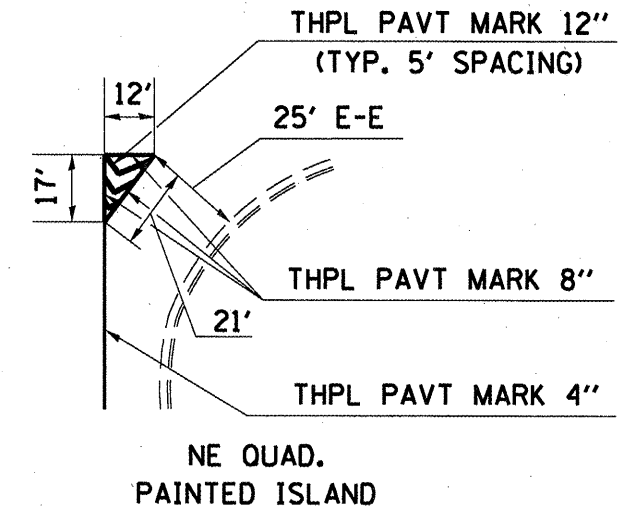
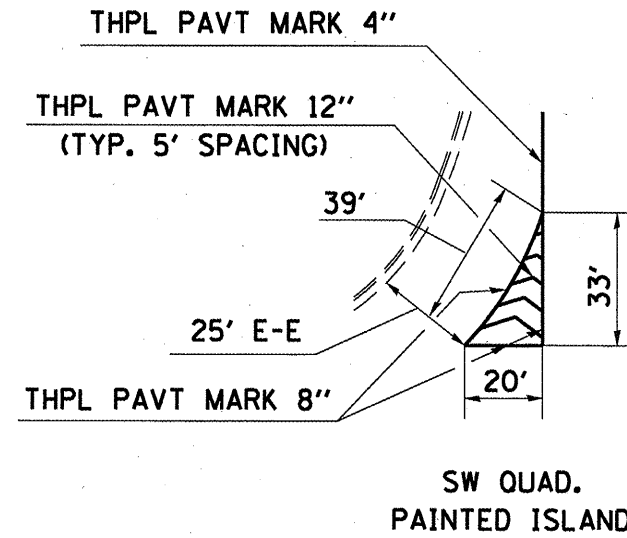
FOR DETECTOR LOOP PLACEMENT
SEE STANDARD 886001-01 &
STANDARD 886006-01



NOTES:

1. DETECTOR LOOPS START 2' IN FRONT OF STOP BARS.
2. ALL LOOPS FOR LEFT TURN LANES AND THRU LANES ARE 6'X20'. ALL LOOPS IN RIGHT TURN LANES AT INTERSECTION OF IL 37 AND IL 148/142 ARE 6'X15'. ALL ADVANCE LOOPS ARE 6'X6', UNLESS OTHERWISE NOTED.
3. THE STATIONING IS FROM EXISTING PLANS. EXACT STATIONING OF SIDE ROADS, DETECTOR LOOPS AND PAVEMENT MARKING SHOULD BE LOCATED IN THE FIELD PRIOR TO START-UP OF PROJECT.

**PROP. STRIPED ISLANDS
AT INTERSECTION OF IL 37 & IL 148/142**



**DISTRICT DETAIL OF
DETECTOR LOOPS**

NOTES

(APPLIES TO 6' x 20' LOOPS ONLY)

1. THE DETECTOR LOOPS SHALL BE TYPE I. EACH DETECTOR LOOP SHALL HAVE 3 TURNS OF LOOP WIRE AND BE INSTALLED IN ACCORDANCE WITH THE APPLICABLE PORTIONS OF SECTION 886 OF THE STANDARD SPECIFICATIONS FOR TRAFFIC CONTROL ITEMS.
2. BEGINNING LEAD WIRES SHALL BE CONNECTED TO THE BLACK LEAD AND THE ENDING LEAD WIRES SHALL BE CONNECTED TO THE WHITE LEAD OF THE TWIN TWISTED FEED CABLES AT THE SPLICE POINT.
3. WHERE THE LOOPS ARE INSTALLED PRIOR TO RESURFACING, THE LOOP CORNERS SHALL BE DIAGONALLY CUT.

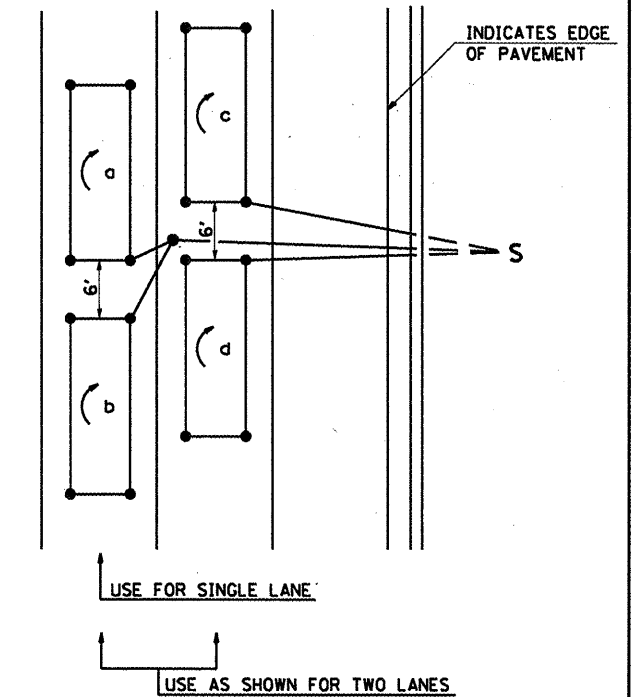
LOOP LEGEND

- (C) CLOCKWISE ROTATION FOR LOOP WIRES
- S INDICATES SPLICE POINT FOR DETECTOR LOOP LEAD
- INDICATES 2" CORE-DRILL

LOOP LAYOUT

LANES

ALL LOOPS ARE
6' x 20'



DETAIL 6' x 20' DETECTOR LOOPS

REVISIONS	
REDRAWN	5-13-02
REVISED	10-27-05
REVISED	3-26-08
REDRAWN	3-16-11

STD. -9-92

•FAP 821/724 (IL 15/37)

FILE NAME =	USER NAME = macordkr	DESIGNED -	REVISED -	STATE OF ILLINOIS DEPARTMENT OF TRANSPORTATION	DETAILS: PLACEMENT FOR CROSSWALKS, STOP BARS AND DET. LOOPS; STRIPED ISLANDS; DIST. DETAIL DET. LOOPS	F.A.P. RTE.	SECTION	COUNTY	TOTAL SHEETS	SHEET NO.	
at:\pw_work\pwisdat\macordkr\d0255706\78248-shsta.dgn		DRAWN -	REVISED -			---	---	---	---	---	---
PLOT SCALE = 100.0000 / IN.		CHECKED -	REVISED -			---	---	---	---	---	---
PLOT DATE = 4/26/2011		DATE -	REVISED -			---	---	---	---	---	---
					SCALE: -----	SHEET NO. ___ OF ___ SHEETS		STA. -----	TO STA. -----		
								ILLINOIS FED. AID PROJECT			