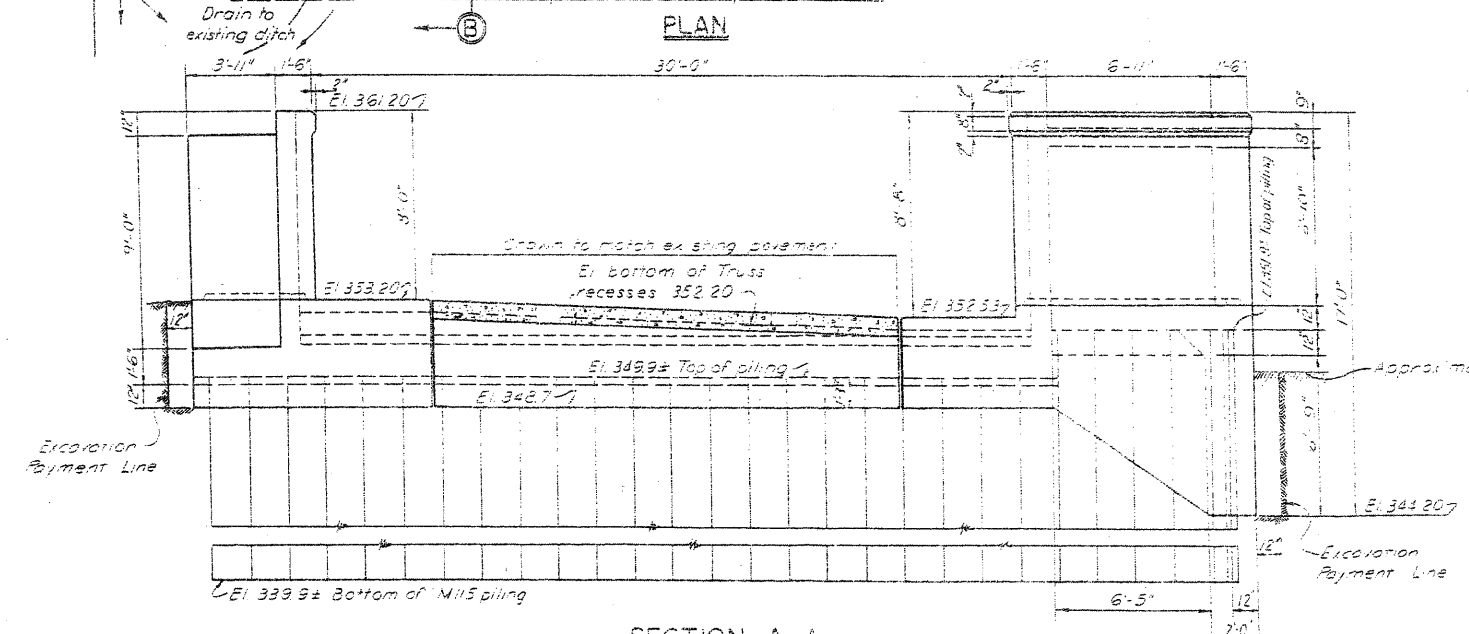
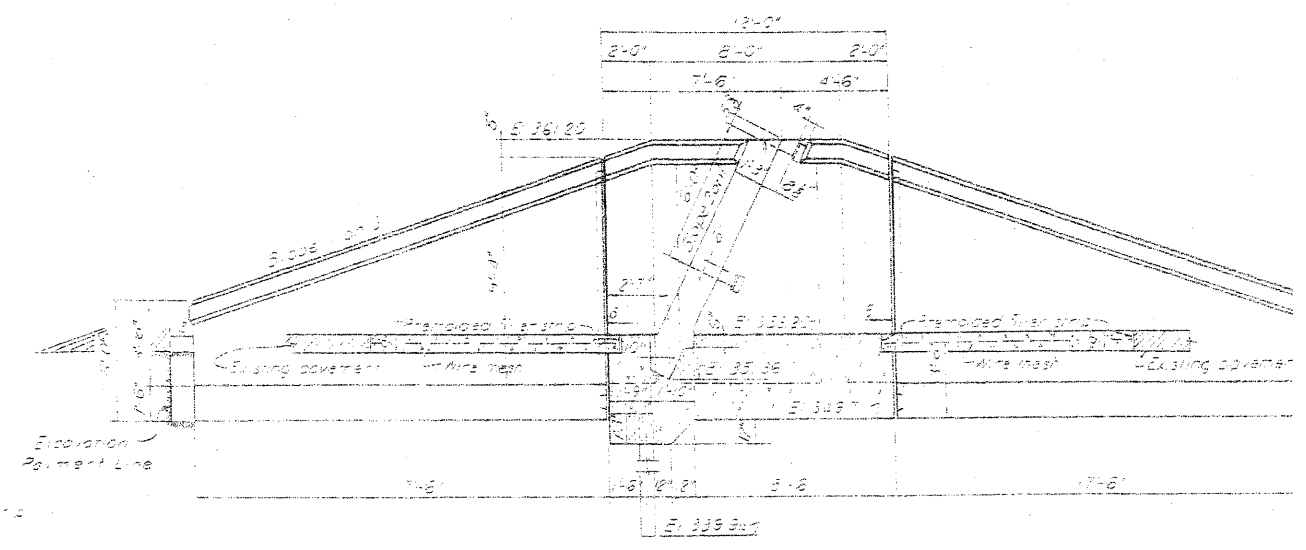


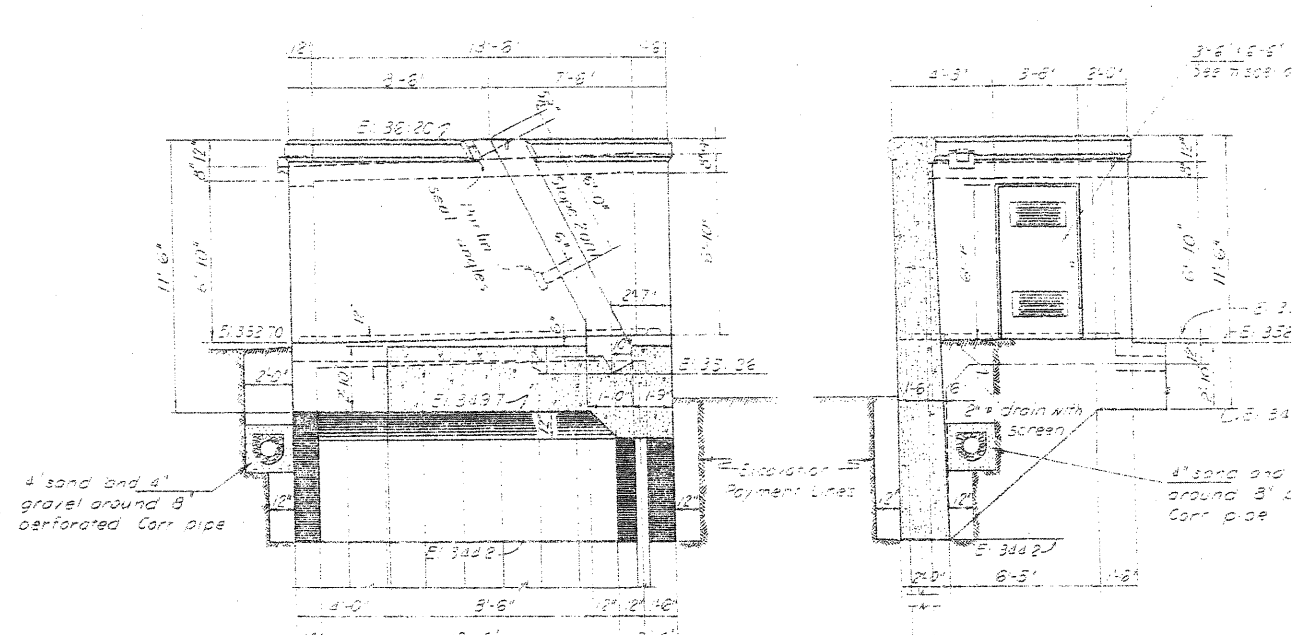
PLAN



SECTION A-A



SECTION B-B



SECTION C-C

SECTION D-D

General Notes  
 All exposed corners of concrete shall be chamfered one inch except as shown.  
 Top of all horizontal expansion joints shall be sealed with bituminous joint filler.  
 For reinforcing details see sheets 903-12/25, 26 & 27.  
 For miscellaneous details see sheets 903-22/28 & 29.  
 For applicable expansion joint details see sheet 903-12/2/18 & 28.  
 Paint back face of wing wall above E1.3520 to embankment lines.

OHIO RIVER BASIN  
 FLOOD PROTECTION GOLCC  
 MASONRY DETAILS STA

SHEET 24 OF 44 SHEETS SCAL  
 U.S. ENGINEER OFFICE LOUISVILLE, KY  
 SUBMITTED: *S. H. Rain* SENIOR ENGINEER  
 APPROVAL RECOMMENDED: *[Signature]* APPROVE  
 CAPT. CORPS OF ENGINEERS LT COL  
 DR. BY F.H.C. TR BY E.C.C.

BY	DATE	CHARACTER	REVISIONS
FBF	4-10-40	Sill revised & highway slab changed.	
FBF	3-26-40	Embedded bearing seat added in sill.	
HWL	1-15-40	Corrected ground line.	

FILE NAME	USER NAME	DESIGNED	REVISED
cd:\pw\work\pwr\dwt\holsteadw\0211660\04	holsteadw	-	-
		DRAWN	REVISED
		CHECKED	REVISED
		DATE	REVISED

STATE OF ILLINOIS  
 DEPARTMENT OF TRANSPORTATION

F.A.P. RTE.	SECTION	COUNTY	TOTAL SHEETS	SHEET NO.
885	(112,71)-1	POPE	10	8

SCALE: SHEET NO. OF SHEETS STA. TO STA. CONTRACT NO. 78275 ILLINOIS FED. AID PROJECT