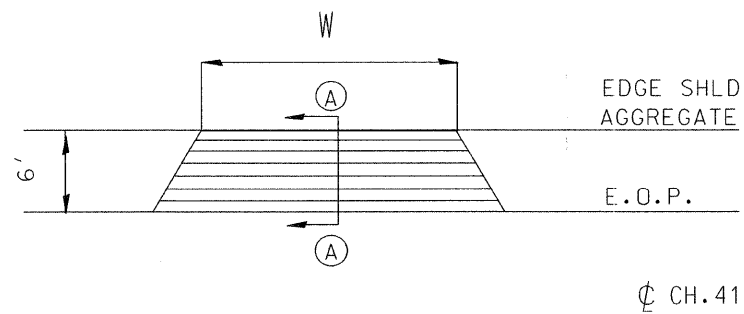


TYPICAL ENTRANCE DETAIL

W : WIDTH OF APPROACH PADS IS ESTIMATED AT 20' PER ENTRANCE . THE ACTUAL CONSTRUCTED WIDTH MAY VARY AS DIRECTED BY THE ENGINEER TO FIT THE EXISTING ENTRANCES .
FIELD ENTRANCES SHALL NOT RECEIVE HOT-MIX ASPHALT SURFACING UNLESS DIRECTED BY THE ENGINEER.

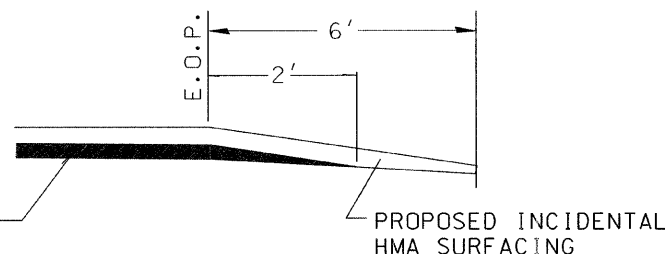


CH. 41

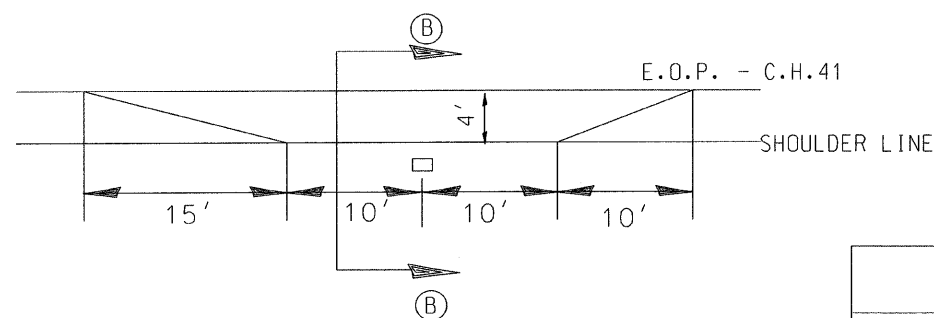
ESTIMATED QUANTITIES- 20 ENTRANCES		
ITEM	UNIT	QUANTITY
BITUMINOUS MATERIALS (PRIME COAT)	GAL	12
LEVELING BINDER (MM) N50	TON	10
INCIDENTAL HMA SURFACING	TON	30

PROPOSED LEVELING BINDER

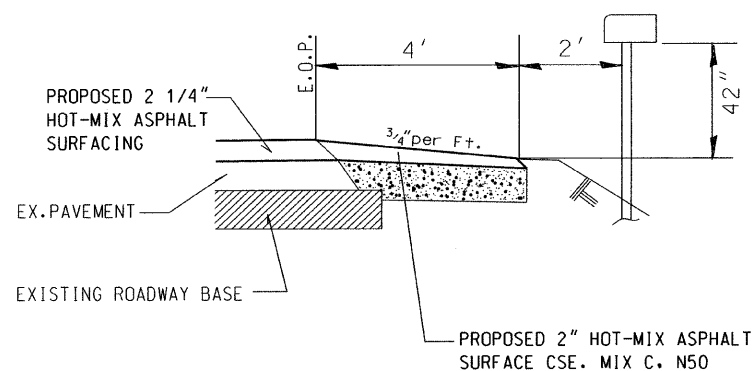
SECTION A-A



TYPICAL MAILBOX TURNOUT DETAIL



SECTION B-B



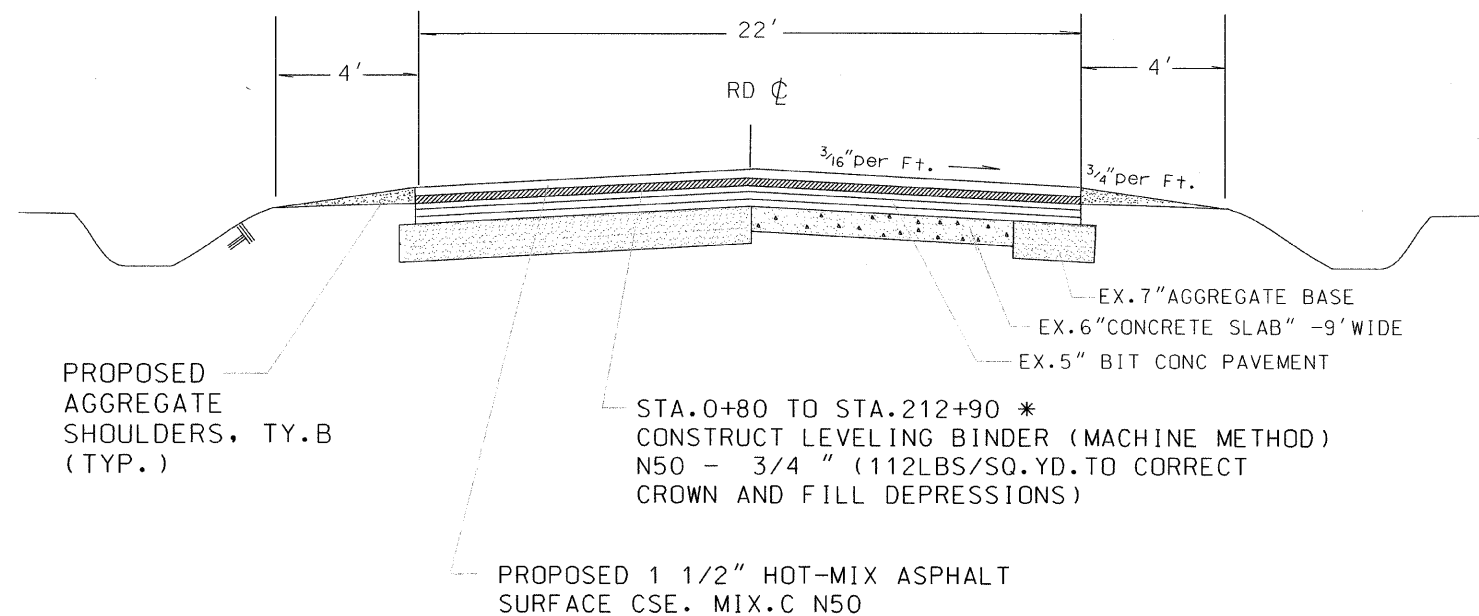
ESTIMATED QUANTITIES - 8 MAILBOX TURNOUTS		
ITEM	UNIT	QUANTITY
BIT. MATERIALS (PRIME COAT)	GAL	8
HOT-MIX ASPHALT SURFACE CSE MIX C N50	TON	24

ALL MBTO'S HAVE BEEN PREVIOUSLY CONSTRUCTED AND SHALL RECEIVE HMA SURFACING ONLY.

SECTION	COUNTY	TOTAL SHEETS	SHEET NO.
08-00100-05-RS	KANKAKEE	3	2
CONTRACT NO. 87489			

TYPICAL CROSS SECTION

STA. 0+15 TO STA. 213+20



* LEVELING BINDER OMISSION (BRIDGE LOCATION)
STA. 114+77 TO STA. 116+07

ESTIMATED QUANTITIES ON TANGENTS

ITEM	UNIT	QUANTITY
AGGREGATE SHOULDERS TY. B	TON	2718
BITUMINOUS MATERIALS (PRIME COAT)	GALLON	10,361
AGGREGATE (PRIME COAT)	TON	207
HOT-MIX ASPHALT SURFACE CSE MIX C. N50	TON	4380
LEVELING BINDER (MM) N50	TON	2886
SHORT-TERM PAVEMENT MARKING	FOOT	4239