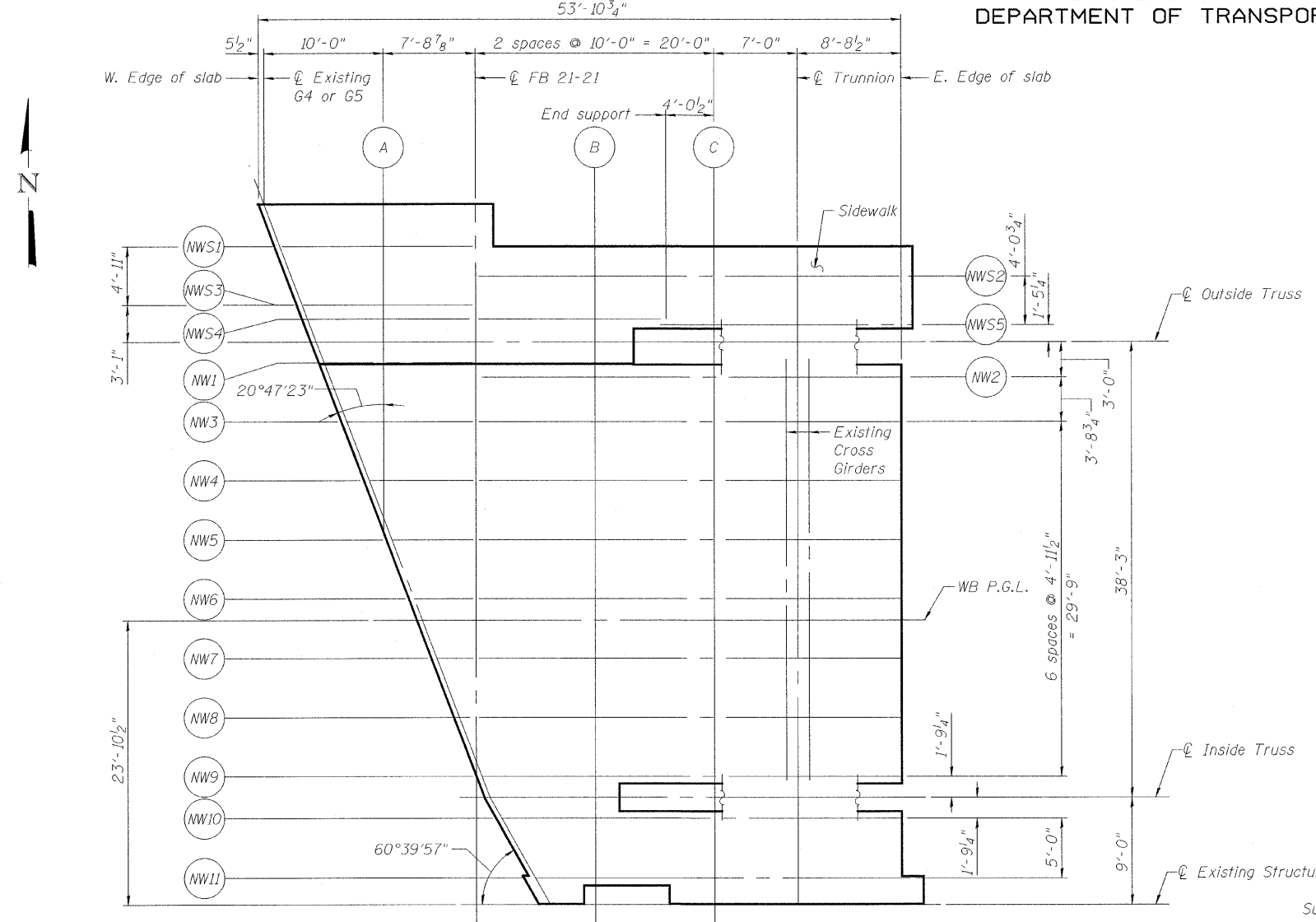
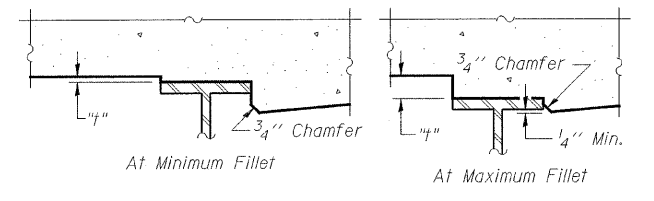


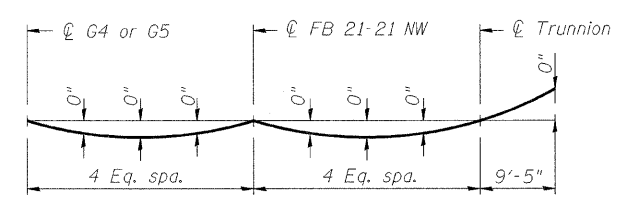
STATE OF ILLINOIS
DEPARTMENT OF TRANSPORTATION



PLAN

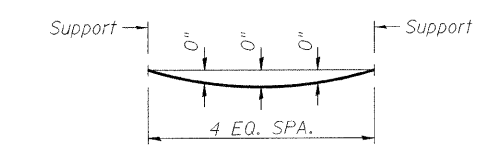


FILLET HEIGHTS

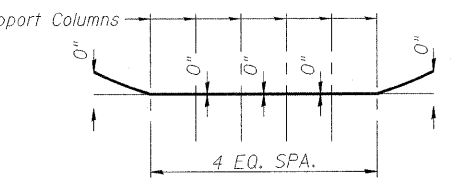


TYP. STRINGERS
DEAD LOAD DEFLECTION DIAGRAM

Note:
The above deflections are not to be used in the field if the engineer is working from the theoretical grade elevations adjusted for dead load deflections as shown on the right and on sheet 18 of 163.



FLOORBEAM 21-21 NW & GIRDER G4



DEAD LOAD DEFLECTION DIAGRAMS

STRINGER NWS1

Location	Station	Offset	Theoretical Grade Elevations	Theoretical Grade Elevations Adjusted For Dead Load Deflection
W. Edge of slab	378+87.03	-54.58	32.71	32.71
Existing G4	378+87.48	-54.58	32.71	32.71
FB 21-21 A	378+96.15	-54.59	32.67	32.67
FB 21-21	379+03.88	-54.60	32.66	32.66

STRINGER NWS2

Location	Station	Offset	Theoretical Grade Elevations	Theoretical Grade Elevations Adjusted For Dead Load Deflection
FB 21-21	379+03.89	-52.10	32.65	32.65
B	379+13.89	-52.12	32.66	32.66
Trunnion C	379+23.89	-52.13	32.69	32.69
Trunnion	379+30.89	-52.14	32.70	32.70
E. Edge of slab	379+39.41	-52.15	32.81	32.81

STRINGER NWS3

Location	Station	Offset	Theoretical Grade Elevations	Theoretical Grade Elevations Adjusted For Dead Load Deflection
W. Edge of slab	378+88.90	-49.66	32.67	32.67
Existing G4	378+89.42	-49.66	32.67	32.67
FB 21-21 A	378+96.15	-49.67	32.65	32.65
FB 21-21	379+03.89	-49.68	32.65	32.65

STRINGER NWS4

Location	Station	Offset	Theoretical Grade Elevations	Theoretical Grade Elevations Adjusted For Dead Load Deflection
FB 21-21	379+03.89	-48.52	32.65	32.65
B	379+13.89	-48.53	32.65	32.65
End support	379+19.39	-48.54	32.66	32.66

STRINGER NWS5

Location	Station	Offset	Theoretical Grade Elevations	Theoretical Grade Elevations Adjusted For Dead Load Deflection
End Support	379+19.39	-48.06	32.66	32.66
Trunnion C	379+23.89	-48.07	32.67	32.67
Trunnion	379+30.89	-48.08	32.76	32.76
E. Edge of Slab	379+40.56	-48.09	32.89	32.89

TOP OF SLAB ELEVATIONS
NORTHWEST FIXED SPANS
STRUCTURE NO. 016-2445

DESIGNED	A. HAMMAD
CHECKED	J. GRAINAWI
DRAWN	D. C. PATEL
CHECKED	A. HAMMAD

SHEET NO. 17	F.A.P RTE. 389	SECTION 2424.2B-R	COUNTY COOK	TOTAL SHEETS 398	SHEET NO. 98
163 SHEETS	CONTRACT NO. 60D61		FED. ROAD DIST. NO. 7 ILLINOIS FED. AID PROJECT		

PB Americas, Inc.
230 WEST MONROE STREET,
SUITE 900
CHICAGO, IL. 60606

T:\1684\AS\Structural\Cadd\Pre-final\EB_Plans\0162445-60D61-TSE-016.dgn 07-MAY-2009