
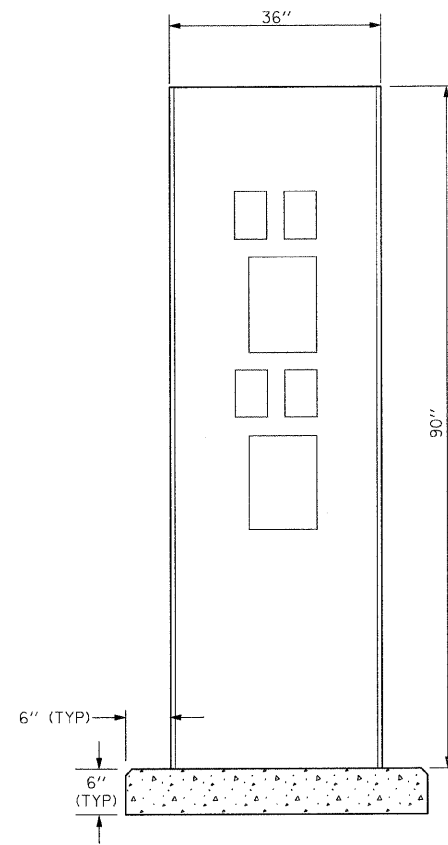



MAIN SWITCHBOARD FRONT ELEVATION



SIDE ELEVATION



AUTOMATIC TRANSFER SWITCH FRONT ELEVATION



SIDE ELEVATION

**NOTES:**

1. THE MAIN SWITCHBOARD SHALL BE RATED 1600A MAINS, 480V, 3PHASE, 4WIRE, 60 HERTZ WITH AN INTERRUPTING RATING OF 65,000 RMS SYMMETRICAL AMPERES AND SHALL BE MANUFACTURED BY EATON'S CUTLER - HAMMER, TYPE 1, POW-R-LINE C, FRONT ACCESSIBLE GROUP MOUNTED FEEDERS OR APPROVED EQUAL. REFER TO DWG. E-64 FOR SWITCHBOARD SCHEDULE.
2. THE AUTOMATIC TRANSFER SWITCH SHALL BE RATED 1600A, 480V, 3POLE, OPEN TRANSITION TYPE, NEMA 4 ENCLOSURE.

**PB Americas, Inc.**  
230 WEST MONROE STREET,  
SUITE 900  
CHICAGO, IL. 60606

USER NAME = sharma  
FILE NAME = D:\68d61-shr-ele-5\dgn  
PLOT SCALE = NONE  
PLOT DATE = 5/7/2009

DESIGNED - A. CENTENO  
DRAWN - S. SHARMA  
CHECKED - M. INTATANO  
DATE - MAY 8, 2009

REVISED -  
REVISED -  
REVISED -  
REVISED -

**STATE OF ILLINOIS  
DEPARTMENT OF TRANSPORTATION**

**ELECTRICAL EQUIPMENT ELEVATION  
SHEET 1**

SCALE: AS SHOWN SHEET NO. E-59 OF E-125 SHEETS STA. 379+06.09 TO STA. 382+45.28

F.A.P. RTE.	SECTION	COUNTY	TOTAL SHEETS	SHEET NO.
389	2424-2B-R	COOK	398	330
CONTRACT NO. 60D61			FED. ROAD DIST. NO. 1   ILLINOIS FED. AID PROJECT	