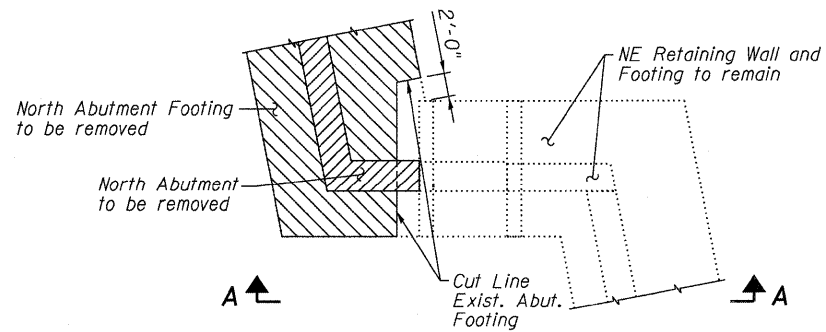
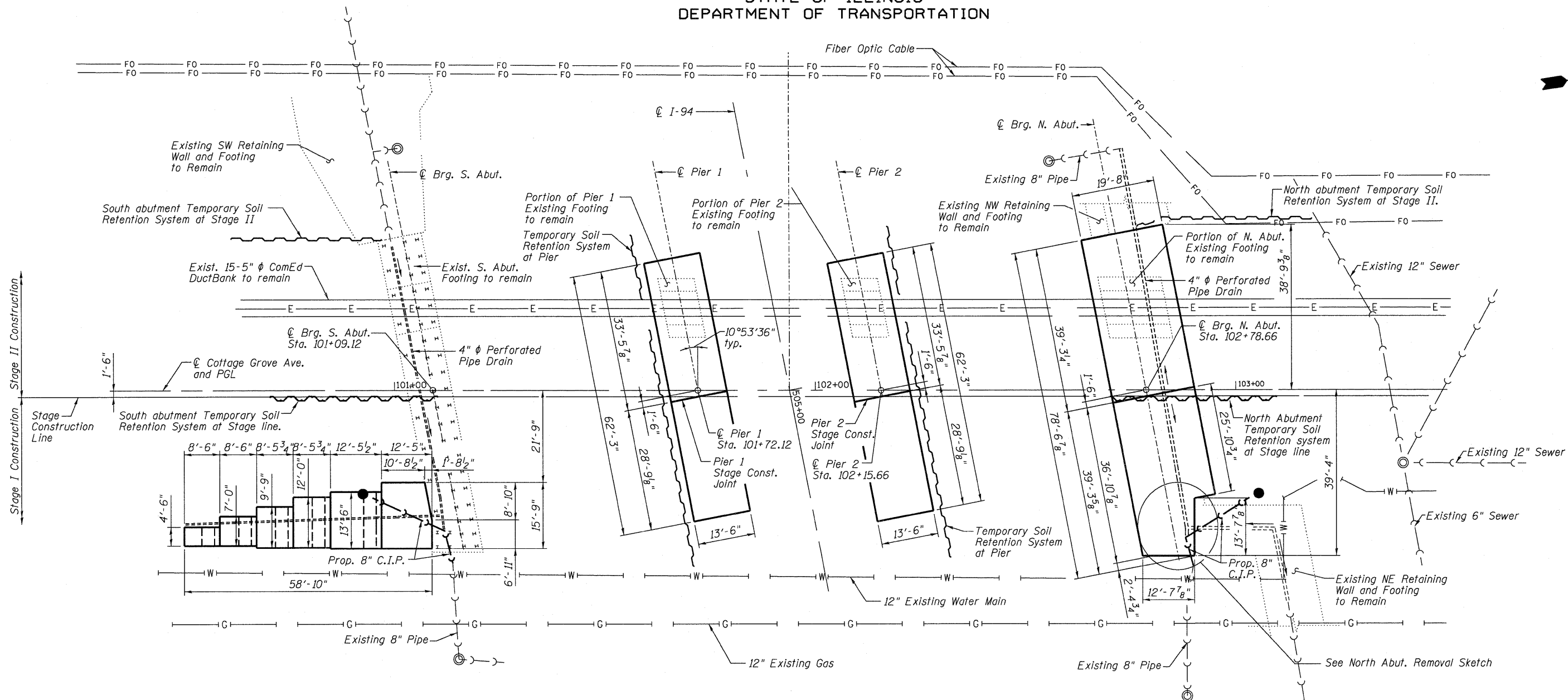
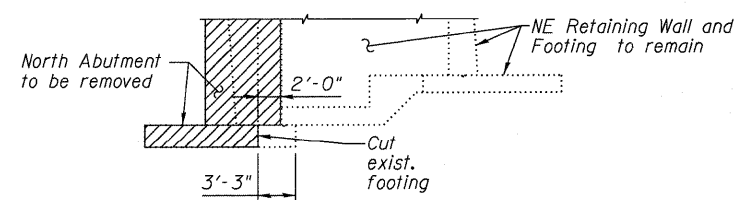


STATE OF ILLINOIS  
DEPARTMENT OF TRANSPORTATION



**NORTH ABUTMENT REMOVAL SKETCH**



**SECTION A-A**

**Notes:**

1. For Temporary Soil Retention Systems details see sheet S5.
2. For SE Retaining Wall Footing and details, see sheets S30 thru S32.
3. For Pier 1 Footing and details, see sheets S38 and S39.
4. For Pier 2 Footing and details, see sheets S40 and S41.
5. For North Abutment Footing and details, see sheets S33 thru S36.

**SUBSTRUCTURE LAYOUT  
AND DETAILS  
STRUCTURE NO. 016-2119**

DESIGNED	EV
CHECKED	PC
DRAWN	JCP
CHECKED	JPO

 600 WEST FULTON STREET CHICAGO, ILLINOIS 60661-1259	SHEET NO. S4  S52 SHEETS	F.A.I. RTE.	SECTION	COUNTY	TOTAL SHEETS	SHEET NO.
		94	1314B-1	COOK	110	40
				CONTRACT NO. 60F65		
ILLINOIS FED. AID PROJECT						