NOTE:
CIRCUITS A, B, C, D & AA, BB, CC, & DD FOR CONTROLLER #4 ARE INCLUDED N CONTRACT #63477, WHICH IS ANOTHER LOCAL LIGHTING PROJECT. THE PART OF CONTROLLER #4 SYSTEM THAT IS SHOWN IN THE BOX BELOW IS PART OF THE REFERENCED CONTRACT #63477.

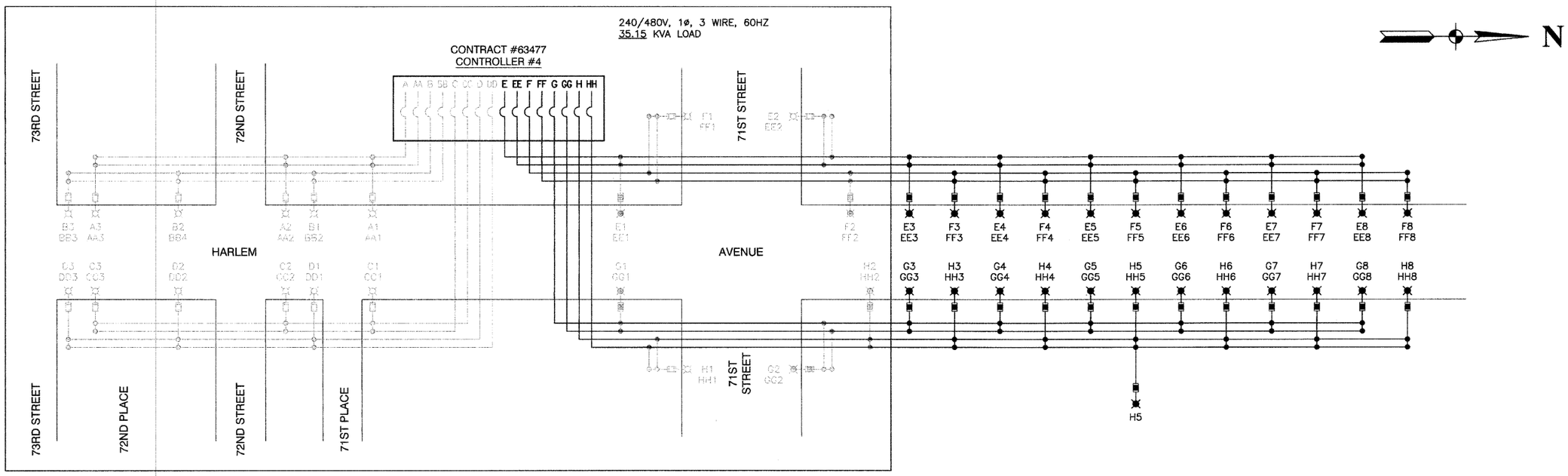

LOAD TABULATIONS - CONTROLLER #4

CIRCUIT	WATTS	AMPS @ 240V	
		RED PHASE	BLACK PHASE
A	915	3.90	
B	915		3.90
C	915	3.90	
D	915		3.90
E	3,651	15.30	
F	3,651		15.30
G	3,824	16.00	
H	3,651		17.30
LUMINAIRE SUBTOTAL	18,437	39.10	40.40
AA	900	3.75	
BB	900		3.75
CC	900	3.75	
DD	900		3.75
EE	2,400	10.00	
FF	2,400		10.00
GG	2,400	10.00	
HH	2,400		10.00
GFCI SUBTOTAL	13,200	27.50	27.50
CAB TOTAL	31,637	66.60	67.90
	TOTAL AMPS @ 240V		134.50

LEGEND

- LUMINAIRE, UNDERPASS 70W HPS, 240V (0.4 AMPS)
- LUMINAIRE, 150W HPS, 240V (0.8 AMPS)
- LUMINAIRE, 250W HPS, 240V (1.3 AMPS)
- LUMINAIRE, 400W HPS, 240V (2.0 AMPS)
- LUMINAIRE, UNDERPASS, 70W HPS, 240V (0.4 AMPS)
- FUSE, 1.0 AMP
- FUSE, 2.0 AMP
- FUSE, 3.5 AMP
- FUSE, 4.0 AMP
- A1 LUMINAIRE CIRCUIT, 240V
- AA1 GFCI CIRCUIT, 120V (2.5 AMPS EACH)
- CIRCUIT BREAKER
- CONNECTION

TYPICAL LUMINAIRE WIRING

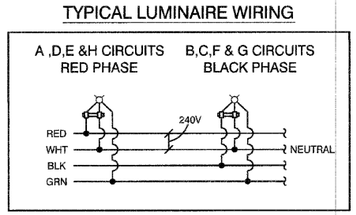

TYPICAL FESTOON WIRING

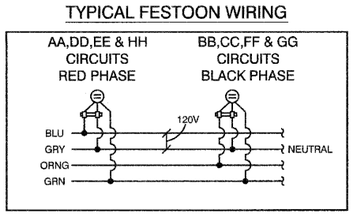

PLAN — SURVEYED / PLOTTED / ALIGNMENT CHECKED / GRADES CHECKED / B.M. NOTED / CADD FILE NAME ____ / NOTE BOOK NO. ____ — By — DATE

PROFILE — SURVEYED / PLOTTED / GRADES CHECKED / B.M. NOTED / NOTE BOOK — By — DATE

FILE NAME = 09301-LGHT-02 - SLWD02	USER NAME =	DESIGNED — PAP	REVISED — #1 06-11-10
		CHECKED — PKB	REVISED — #2 06-29-10
	PLOT SCALE = N/A	DRAWN — MJD	REVISED —
	PLOT DATE = 04-28-10	CHECKED — DWS	REVISED —

STATE OF ILLINOIS
DEPARTMENT OF TRANSPORTATION

HARLEM AVENUE
71ST STREET TO NORTH OF 70TH STREET
SINGLE LINE WIRING DIAGRAM

SCALE: N/A | SHEET NO. 5 OF 15 SHEETS | STA. N/A | TO STA. N/A

F.A.P. RTE.	SECTION	COUNTY	TOTAL SHEETS	SHEET NO.
348	10-00062-00-LT	COOK	15	5
		CONTRACT NO. 63486		

FED. ROAD DIST. NO. 1 | ILLINOIS | FED. AID PROJECT ARA-M-9003(670)

Robinson ENGINEERING