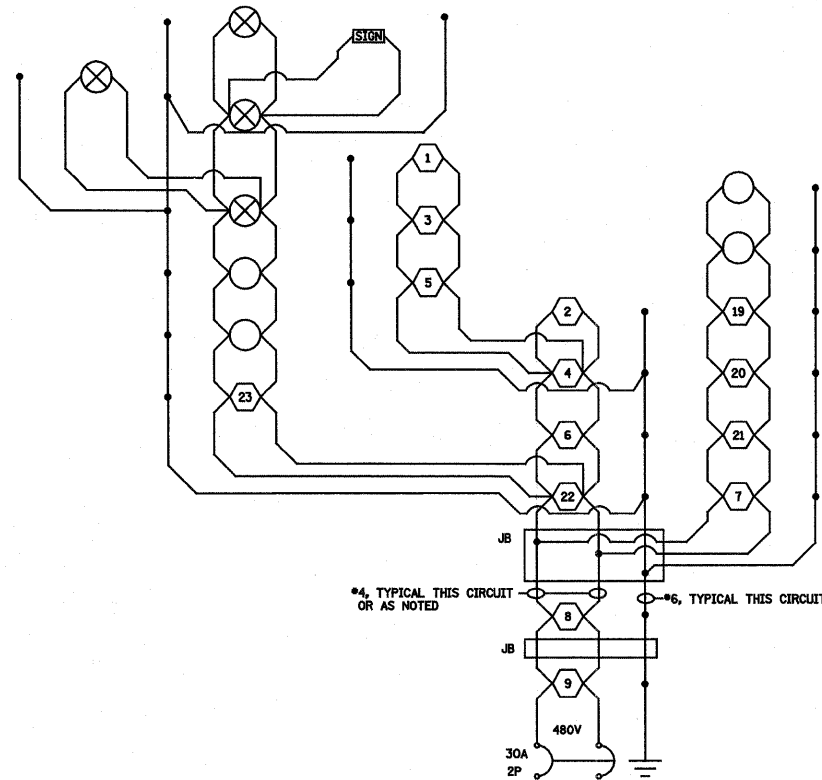
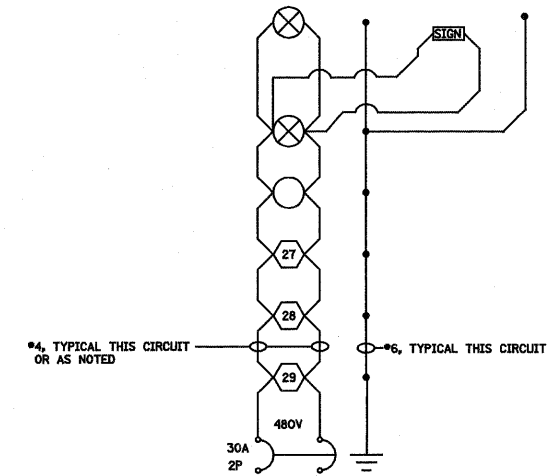


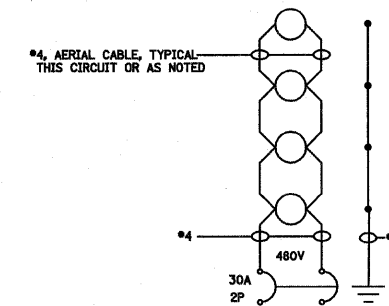
LIGHTING CKT 1
PROPOSED LIGHTING CONTROLLER BASE MOUNTED



LIGHTING CKT 2
PROPOSED LIGHTING CONTROLLER BASE MOUNTED



LIGHTING CKT 3
PROPOSED LIGHTING CONTROLLER BASE MOUNTED



LIGHTING CKT 4 (TEMPORARY)
PROPOSED LIGHTING CONTROLLER BASE MOUNTED

NOTES:

1. ALL NECESSARY REVISIONS TO THE WIRING SHOWN ON THIS SHEET SHALL BE MADE AT NO ADDITIONAL COST TO THE DEPARTMENT AND TO THE SATISFACTION OF THE ENGINEER.

- ⬡ 400W PROPOSED LUMINAIRE
- 250W TEMPORARY LUMINAIRE
- ⊗ 250W EXISTING LUMINAIRE
- ▭ SIGN LIGHTING, 2-150W LUMINAIRES
- JUNCTION BOX

WIRING DIAGRAM

FILE NAME =	USER NAME = paul	DESIGNED -	REVISED -	STATE OF ILLINOIS DEPARTMENT OF TRANSPORTATION	WIRING DIAGRAM CONTROLLER, FAYETTE AVENUE	F.A.I. RTE.	SECTION	COUNTY	TOTAL SHEETS	SHEET NO.	
S:\Projects\403-00072.57-70\gn\FayetteLighting.dwg		DRAWN -	REVISED -			57/70	(25-3)-6	EFFINGHAM	839	284	
PLOT SCALE = 40,0000' / IN.		CHECKED -	REVISED -			CONTRACT NO. 74293					
PLOT DATE = 6/23/2018		DATE -	REVISED -			SCALE: SHEET NO. 22 OF 24 SHEETS STA. TO STA.		FED. ROAD DIST. NO. ILLINOIS FED. AID PROJECT			