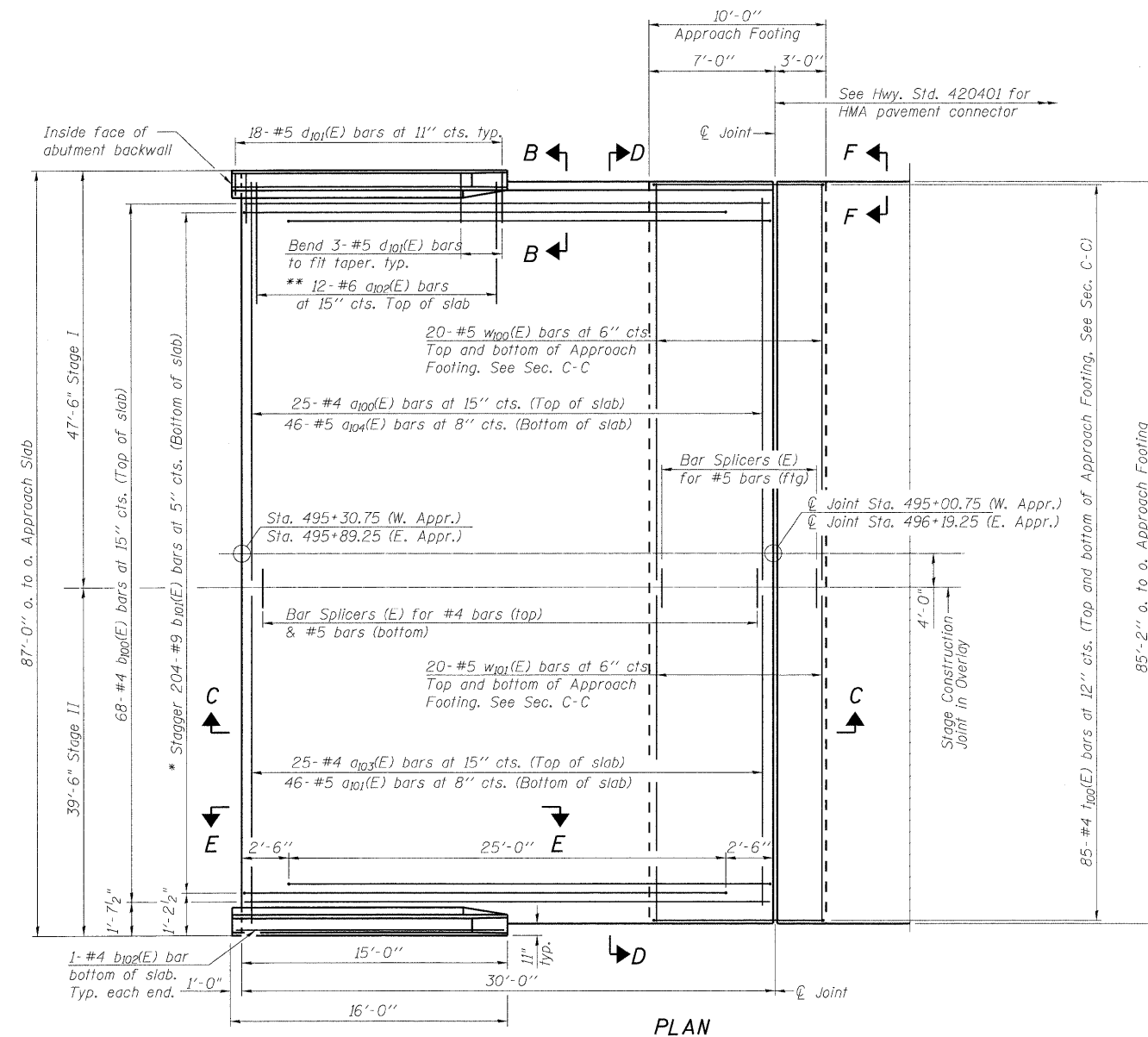
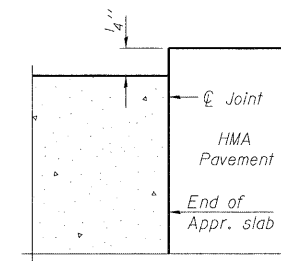


STATE OF ILLINOIS
DEPARTMENT OF TRANSPORTATION

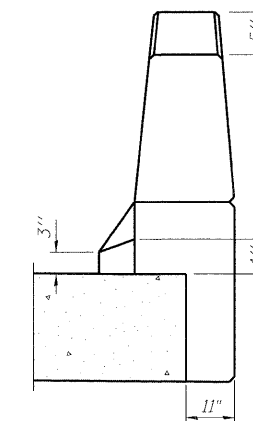
Notes:
See sheet S10 of S15 for Detail B, Sections C-C & D-D, and View E-E.
a(E), a₁(E), and w(E) bar spacings measured parallel to \bar{C} Rdwy.



* Tilt #9 b₁₀₁(E) bars as required to maintain clearance.
** Alternate with a₁₀₀(E) and a₁₀₃(E) bars, typ. each parapet.
East Approach Slab Shown.
West Approach Slab is similar and opposite hand.



FLEXIBLE PAVEMENT
DETAIL A



VIEW B-B

DESIGNED -	SLV
CHECKED -	MJM
DRAWN -	SLV
CHECKED -	MJM

LONGO, INC.
CONSULTING ENGINEERS
1560 WALL ST, SUITE 222
NAPERVILLE, ILLINOIS 60563 PH: (630) 577-9100

(Sheet 1 of 2)
BRIDGE APPROACH SLAB DETAILS
STRUCTURE NO. 016-2514

SHEET NO. S9 OF S15 SHEETS	F.A.U. RTE.	SECTION	COUNTY	TOTAL SHEETS	SHEET NO.
	1320	581 B-1	COOK	33	20
D-91-288-09			CONTRACT NO. 60F91		
FED. ROAD DIST. NO. ILLINOIS FED. AID PROJECT					