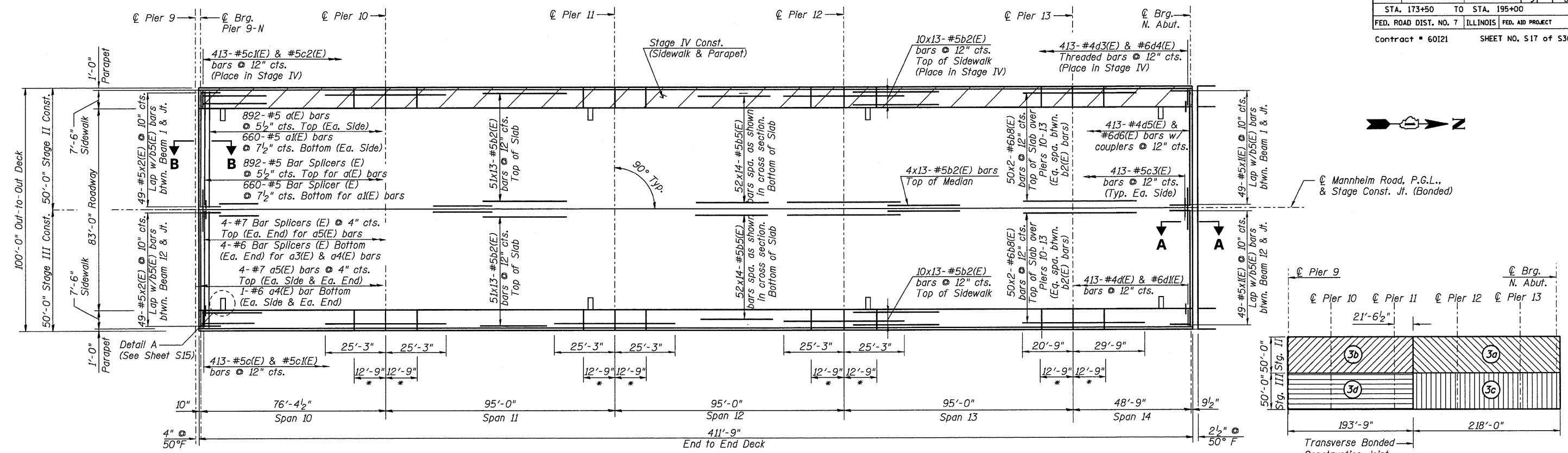
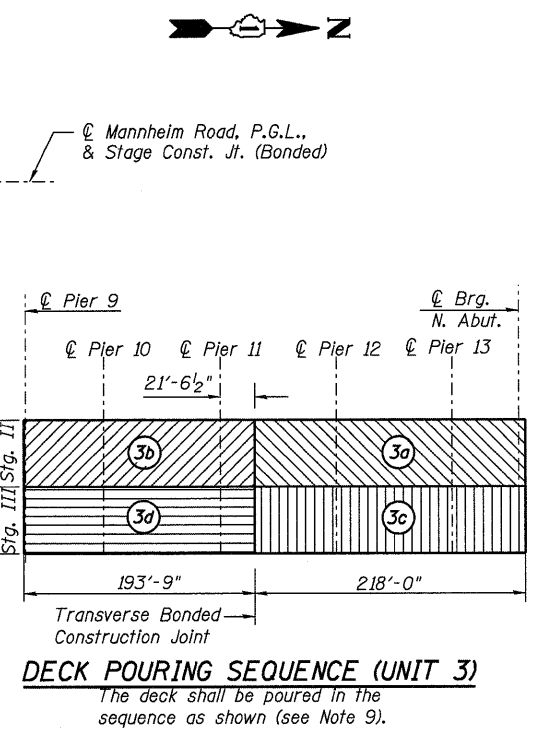


| | | | | |
|----------------------------|---------------|---|--------------|-----------|
| F.A.P. | SECTION | COUNTY | TOTAL SHEETS | SHEET NO. |
| 330 | 465 (HB&VB) F | COOK | 31 | 18 |
| STA. 173+50 TO STA. 195+00 | | FED. ROAD DIST. NO. 7 ILLINOIS FED. AID PROJECT | | |
| Contract # 60121 | | SHEET NO. S17 of S30 | | |

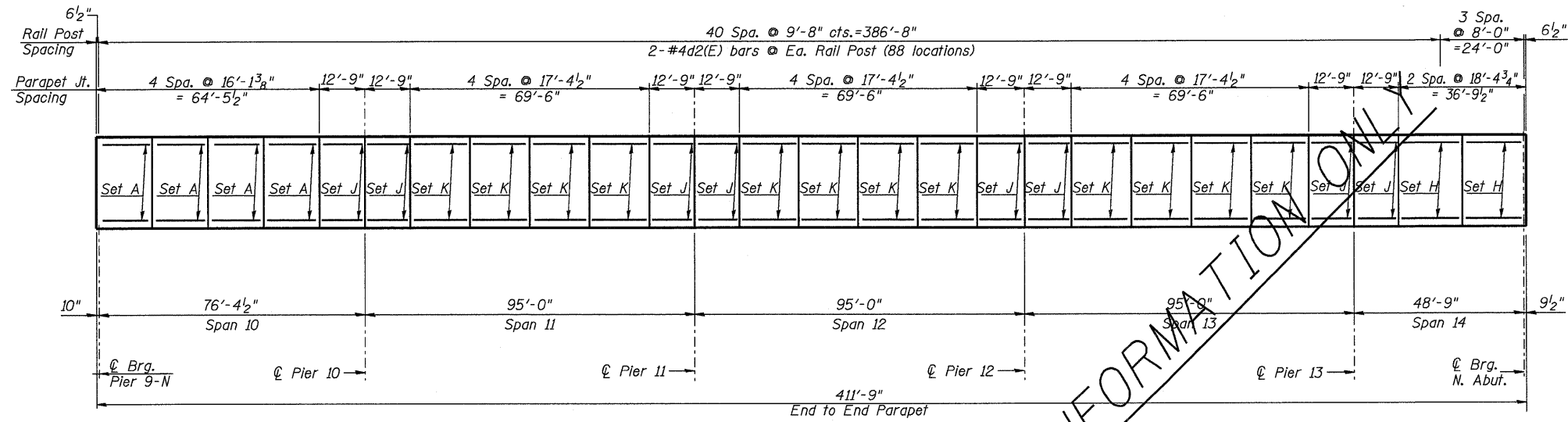


* 1/4"x3/4" Formed sidewalk joint with concrete sealer (full width along joint-backer rod not required) (See Sheet S18 for cross section)

DECK PLAN (UNIT 3)
Median omitted for clarity



DECK POURING SEQUENCE (UNIT 3)
The deck shall be poured in the sequence as shown (see Note 9).



- Set A (8 locations)
3-#4e3(E) @ E.F.
- Set H (4 locations)
3-#4e8(E) @ E.F.
- Set J (16 locations)
3-#4e1(E) @ E.F.
- Set K (24 locations)
3-#4e5(E) @ E.F.

INSIDE ELEVATION OF WEST PARAPET (UNIT 3)
(East Parapet Opposite Hand)

Min. Bar Lap
#5 = 2'-2"
#6 = 2'-7"
#7 = 3'-5"

EARTH TECH | AECOM

| REVISIONS | |
|-----------|------|
| NAME | DATE |
| | |
| | |
| | |
| | |

ILLINOIS DEPARTMENT OF TRANSPORTATION
SUPERSTRUCTURE PLAN III
FAP 330 US 12/45 (MANNHEIM RD.) OVER
S00 LINE RR & FRANKLIN AVE.
STRUCTURE NO. 016-2815
SECTION 465 (HB & VB) F COOK COUNTY
STA. 183+33.30 DRAWN BY JHR
DATE 6/2009 CHECKED BY CLS