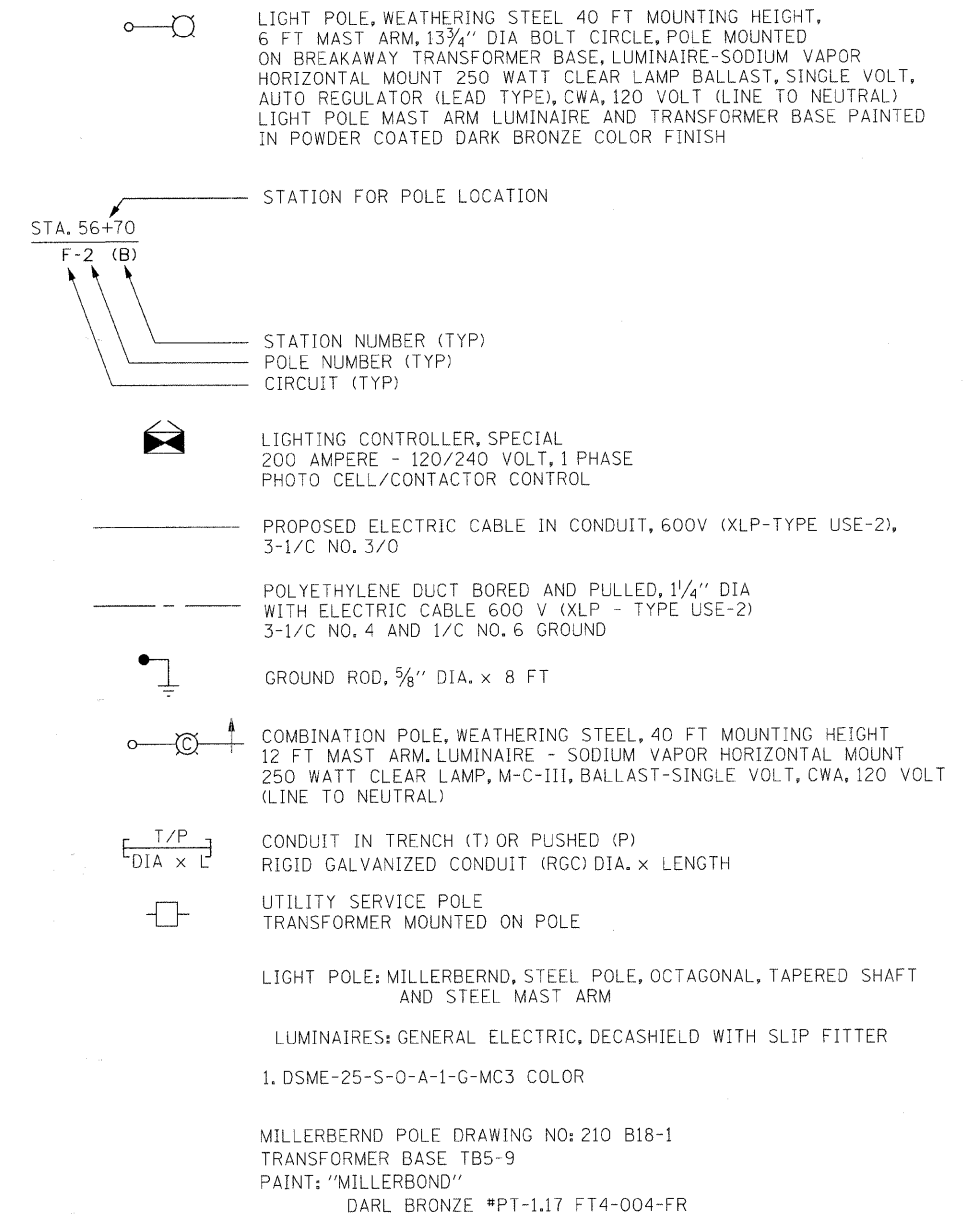


F.A. -- RTE.	SECTION	COUNTY	TOTAL SHEETS	SHEET NO.
1503	08-00260-01-PV	KANE	176	96

BILL OF MATERIALS

PAY CODE	ITEM	UNIT	QUANTITY
80400100	ELECTRIC SERVICE INSTALLATION	EACH	1
80400200	ELECTRIC UTILITY SERVICE CONNECTION	L. SUM	1
81000800	CONDUIT IN TRENCH, 3" DIA. GALVANIZED STEEL	FOOT	45
81018500	CONDUIT PUSHED, 4" DIA. GALVANIZED STEEL	FOOT	410
81702200	ELECTRIC CABLE IN CONDUIT, 600V (XLP-TYPE USE) 3-1/C NO. 3/0	FOOT	80
81900200	TRENCH AND BACKFILL FOR ELECTRICAL WORK	FOOT	50
82102250	LUMINAIRE, SODIUM VAPOR, HORIZONTAL MOUNT, 250 WATT	EACH	40
82500505	LIGHTING CONTROLLER SPECIAL	EACH	1
83062440	LIGHT POLE, WHEATHERING STEEL, 40 FT M.H. 6 FT MAST ARM	EACH	36
83600200	LIGHT POLE FOUNDATION	FOOT	224
83600215	LIGHT POLE FOUNDATION, 24" DIAMETER, OFFSET	FOOT	28
83800205	BREAKAWAY TRANSFORMER BASE, 15 INCH BOLT CIRCLE	EACH	36
	POLYETHYLENE DUCT BORED AND PULLED, 1/4" DIA. WITH ELECTRIC CABLE 600 V (XLP-TYPE USE), 3-1/C NO. 4 AND 1/C NO.6 GROUND	FOOT	6,290
	EXTERNAL LIGHT SHIELD	EACH	20


SYMBOLS



GENERAL NOTES

- WHERE SEPARATE CIRCUIT RUNS ARE TO BE INSTALLED PARALLEL WITH EACH OTHER, ONE COMMON TRENCH SHALL BE USED AND SHALL BE MEASURED ONLY ONCE FOR PAYMENT, AS TRENCH AND BACKFILL.
- THE CONTRACTOR SHALL CONSULT WITH RESIDENT ENGINEER IN THE FIELD, AND FINALIZED ALL EXISTING ROADWAY LIGHTING ITEMS.
- THE RESPONSIBILITY FOR COORDINATING FINISHED GRADE ELEVATION WITH THE TOP OF THE FOUNDATION HEIGHTS SHALL REMAIN WITH THE CONTRACTOR.
- THE CONTRACTOR SHALL SUBMIT FOR THE RESIDENT ENGINEER REVIEW, WITHIN 30 DAYS AFTER CONTRACT EXECUTION, EIGHT (8) COPIES OF APPROVABLE MANUFACTURER'S PRODUCT DATA AND DETAIL SHOP DRAWINGS TO THE ATTENTION CITY OF AURORA MR. DARYLL DEVICK, DEPARTMENT OF PUBLIC WORKS 44 EAST DOWNER PLACE AURORA IL. 60507
 THE LIST OF CATALOG CUTS AND SHOP DRAWINGS SHALL INCLUDE:
 a. TRENCH: ELECTRICAL WARNING TAPE
 b. FOUNDATION: CONCRETE MIX, RACEWAYS, ANCHOR BOLTS WITH NUTS & WASHERS.
 c. CONDUIT: CONDUIT AND CONDUIT FITTINGS, BONDING COMPOUND
 d. GROUND ROD: GROUND ROD, COPPER WIRE, EXOTHERMIC WELD.
 e. UNIT DUCT/CABLES
 f. ELECTRIC CABLES
 g. ELECTRIC TAPES, QUICK DISCONNECT, FUSE & LAMP.
 h. LIGHT POLE/ARM: DETAILS SHOP DRAWING, WIND LOAD CALCULATIONS
 i. LUMINAIRE: LUMINAIRE WITH BALLAST ASSEMBLY.
 j. LIGHTING CONTROLLER: CIRCUITRY DETAIL, CATALOG ON MATERIALS.
- ELECTRIC CABLE INSULATION SHALL BE FULLY PIGMENTED COLOR CODED . AS SPECIFIED
- FINISH PAINT:
 THE PAINT COLOR AND FINISH SHALL BE POWDER COATED FOR LIGHT POLE LUMINAIRE AND TRANSFORMER BASE THE OWNER SHALL APPROVE THE PAINT COLOR AND FINISH
- LIGHT POLE FOUNDATION HOLE:
 EACH HOLE FOR THE FOUNDATIONS SHALL BE INSPECTED BY THE RESIDENT ENGINEER PRIOR TO POURING CONCRETE FOUNDATIONS.
- THE CONTRACTOR SHALL SUBMIT FOUR (4) SETS OF FULL SIZED COMPLETE, NEAT AND ACCURATE "RECORD DRAWINGS" TO THE ENGINEER FOR REVIEW AND COMMENT, AS SPECIFIED. THE "RECORD DRAWINGS" SHALL BE UPDATED ON REGULAR BASIS AND DEPICT ALL ROADWAY LIGHTING MATERIAL INSTALLATIONS WITH ANY CHANGES INDICATED IN RED. "RECORD DRAWINGS" SHALL BE SUBMITTED AT LEAST 7 DAYS BEFORE SCHEDULING A FINAL INSPECTION.
- THE CONTRACTOR SHALL NOTIFY J.U.L.I.E. AT (1-800-892-0123) TO LOCATE AND MARK/STAKE ALL UNDERGROUND UTILITIES.
- THE CONTRACTOR SHALL NOTIFY THE CITY OF AURORA AT (630) 208-1501 TO LOCATE AND MARK/STAKE ALL CITY OWNED UNDERGROUND UTILITIES.
- THE CONTRACTOR SHALL GIVE IN WRITING TO THE ENGINEER FOR REVIEW, CONSTRUCTION STAGING FOR THE PROPOSED ROADWAY LIGHTING WORK, AND THE CONTRACTOR SHALL OBTAIN PRIOR WRITTEN APPROVAL FROM THE RESIDENT ENGINEER.
- THE LIGHT POLE SETBACK :
 3'-6" FROM THE BACK OF CURB TO THE FACE OF FOUNDATION
- RESTORATION OF PARKWAY AND PROJECT SITE SHALL BE IN ACCORDANCE WITH ALL APPLICABLE CODES, REGULATIONS AND CONTRACT DOCUMENTS.
- THE CONTRACTOR SHALL CHISEL ARROWS LOCATING ALL CONDUIT CROSSINGS ACROSS ROADWAYS. THE CHISEL MARKS SHALL BE ON THE CURB.
- THE CONTRACTOR SHALL COMPLY WITH ALL LATEST IDOT, IES, NEC AND LOCAL CODES AND ORDINANCES.
- ALL UNIT DUCT SHALL BE INSTALLED USING THE BORE AND PULL METHOD. ALL BORING SHALL BE AT A MINIMUM DEPTH OF 30" BELOW EXISTING GRADES.
- ALL STREET CROSSINGS SHALL HAVE GALVANIZED STEEL CONDUIT OF THE SIZE INDICATED PUSHED BENEATH THEM. PAYMENT SHALL BE LIMITED TO THE ACTUAL WIDTH PLUS TWO FEET (2') ON EACH SIDE. THE COST FOR PULLING THE UNIT DUCT THROUGH THE CONDUIT SHALL BE INCLUDED IN THE UNIT PRICE FOR PUSHING THE GALVANIZED STEEL CONDUIT.
- THE CONTRACTOR SHALL MAINTAIN, THE EXISTING LIGHTING SYSTEM IN OPERATION, DURING THE CONSTRUCTION PHASE OF PROPOSED LIGHTING. REMOVAL OF EXISTING LIGHTING SYSTEM SHALL BE COORDINATED WITH THE CITY OF AURORA, THE CONTRACTOR SHALL GIVE IN WRITING TO THE ENGINEER FOR REVIEW, REMOVAL STAGING FOR THE EXISTING LIGHTING SYSTEM. ANY TEMPORARY ELECTRICAL INSTALLATION FOR LIGHTING SHALL BE REVIEWED BY THE ENGINEER. THE COST OF TEMPORARY ELECTRICAL INSTALLATION SHALL BE INCIDENTAL OF THE CONTRACT.
- ALL ELECTRICAL EQUIPMENT AND PRODUCTS SHALL BE U/L LISTED AND LABELED.
- THE CONTRACTOR SHALL INSTALL EXTERNAL LIGHT SHIELD ON LUMINAIRE IN FIELD, AS DIRECTED BY THE ENGINEER,

ELECTRICAL ENGINEER




PROJECT DRAWINGS #E-1 TO #E-11
 ARE PREPARED BY SUNJOY INC.

REVISED 08-15-08

NOTE:

THE MATERIALS AND WORK FOR THIS PROJECT SHALL CONFORM TO THE LATEST NEC AND APPLICABLE STANDARD SPECIFICATIONS AND SUPPLEMENTAL SPECIFICATIONS AND RECURRING SPECIAL PROVISIONS. ADOPTED IN 2007 BY THE ILLINOIS DEPARTMENT OF TRANSPORTATION.



ILLINOIS DEPARTMENT OF TRANSPORTATION
CITY OF AURORA, KANE COUNTY
INDIAN TRAIL ROAD
BILL OF MATERIALS, SYMBOLS
& GENERAL NOTES

SCALE:
 DATE: 06-03-08

DRAWN BY: HKO
 CHECKED BY: JS