CONTRACT NO. 63095

F.A.U. RTE.	SECTION	COUNTY	TOTAL SHEETS	SHEET NO.
1503	08-00260-01-PV	KANE	176	115
STA.		TO STA.		
FED. ROAD DIST. NO.	ILLINOIS	FED. AID PROJECT		

SILT FENCE PLAN

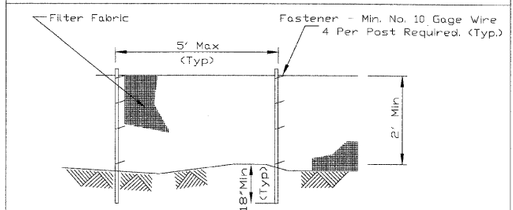

ELEVATION

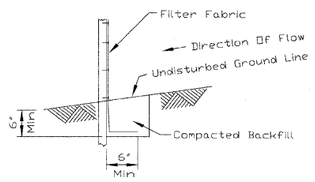

FABRIC ANCHOR DETAIL

NOTES:
1. Temporary sediment fence shall be installed prior to any grading work in the area to be protected. They shall be maintained throughout the construction period and removed in conjunction with the final grading and site stabilization.
2. Filter fabric shall meet the requirements of material specification 592 Geotextile Table 1 or 2, Class I with equivalent opening size of at least 30 for nonwoven and 50 for woven.
3. Fence posts shall be either standard steel post or wood post with a minimum cross-sectional area of 3.0 sq. in.

REFERENCE		STANDARD DWG. NO.
Project		IL-620
Designed ____ Date ____	NRCS Natural Resources Conservation Service	SHEET 1 OF 2
Checked ____ Date ____		DATE 11-20-01
Approved ____ Date ____		

SILT FENCE

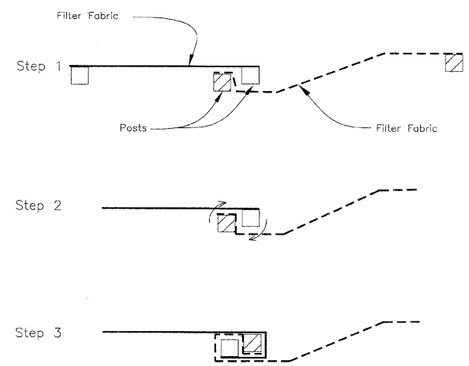

ATTACHING TWO SILT FENCES

NOTES:
1. Place the end post of the second fence inside the end post of the first fence.
2. Rotate both posts at least 180 degrees in a clockwise direction to create a tight seal with the fabric material.
3. Drive both posts a minimum of 18 inches into the ground and bury the flap.

REFERENCE		STANDARD DWG. NO.
Project		IL-620(W)
Designed ____ Date ____	NRCS Natural Resources Conservation Service	SHEET 2 OF 2
Checked ____ Date ____		DATE 1-29-99
Approved ____ Date ____		

TREE PROTECTION - FENCING

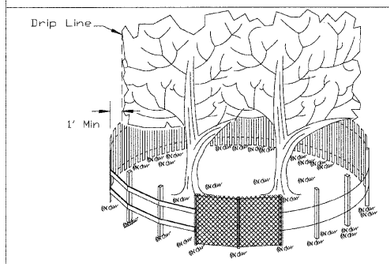

SIDE VIEW

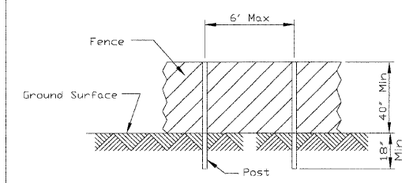

POST AND FENCE DETAIL

NOTES:
1. The fence shall be located a minimum of 1 foot outside the drip line of the tree to be saved and in no case closer than 5 feet to the trunk of any tree.
2. Fence posts shall be either standard steel posts or wood posts with a minumum cross sectional area of 3.0 sq. in.
3. The fence may be either 40" high snow fence, 40" plastic web fencing or any other material as approved by the engineer/inspector.

REFERENCE		STANDARD DWG. NO.
Project		IL-690
Designed ____ Date ____	NRCS Natural Resources Conservation Service	SHEET 1 OF 1
Checked ____ Date ____		DATE 4-7-94
Approved ____ Date ____		

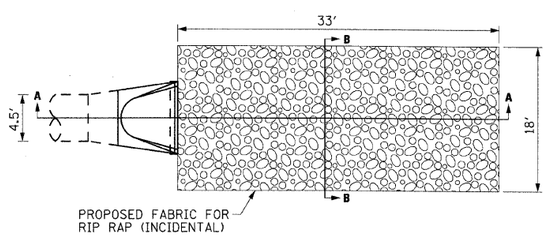

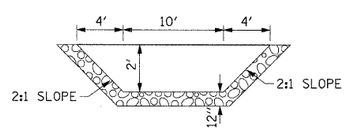

SECTION B-B

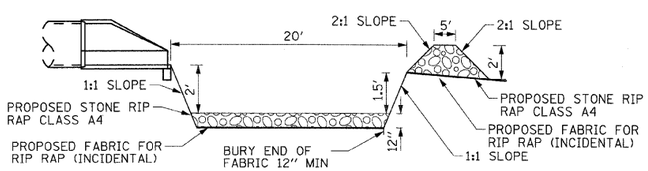

SECTION A-A

NOTES:

1. THE FILTER FABRIC SHALL MEET THE REQUIREMENTS IN NCRS MATERIAL
2. THE ROCK RIPRAP SHALL MEET THE IDOT REQUIREMENTS FOR THE FOLLOWING GRAD. NO. 4, QUALITY DESIGNATION A.
3. THE RIPRAP SHALL BE PLACED ACCORDING TO NCRS CONSTRUCTION SPECIFICATION 61 ROCK RIPRAP. THE ROCK MAY BE EQUIPMENT PLACED.

TEMPORARY SEDIMENT TRAP

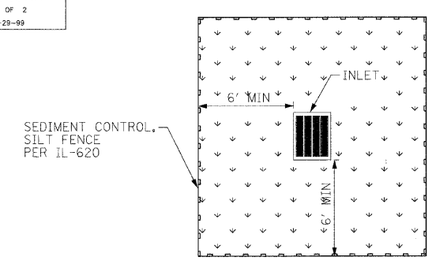

PLAN

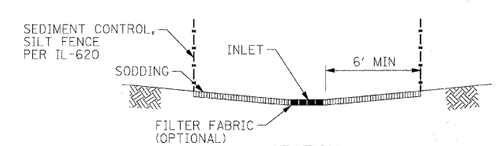

SECTION

NOTES:
1. THE SOD SHOULD BE FLUSH WITH SURROUNDING GROUND SURFACE.
2. IF USED, FILTER FABRIC SHALL MEET THE REQUIREMENTS OF MATERIAL SPECIFICATION 592 GEOTEXTILE TABLE 1 OR 2, CLASS 1 WITH AOS OF AT LEAST 30 FOR NONWOVEN AND 50 FOR WOVEN.

INLET PROTECTION SOD FILTER PLAN

REVISIONS	
NAME	DATE

RHA&A
Robert H. Anderson & Associates, Inc.
Consulting Engineers & Land Surveyors
License No. 184-005281
Phone No. 630-584-3530

ILLINOIS DEPARTMENT OF TRANSPORTATION

CONSTRUCTION DETAILS

SCALE: VERT. HORIZ. NONE
DATE 1/7/09
DRAWN BY TC
CHECKED BY TC

PLOT DATE = 1/5/2009
FILE NAME = H:\Aurora\1202859_ITPAII\Civil\Sht\Details_ER002.dgn
PLOT SCALE = NONE
USER NAME = _USER_