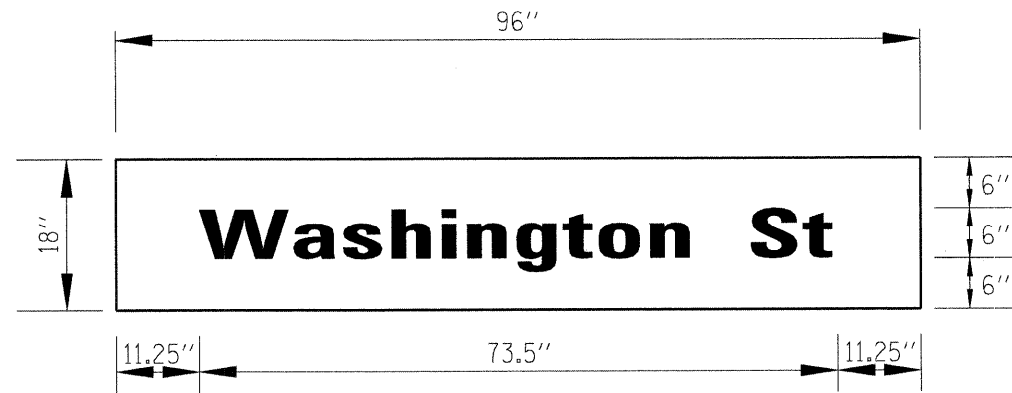


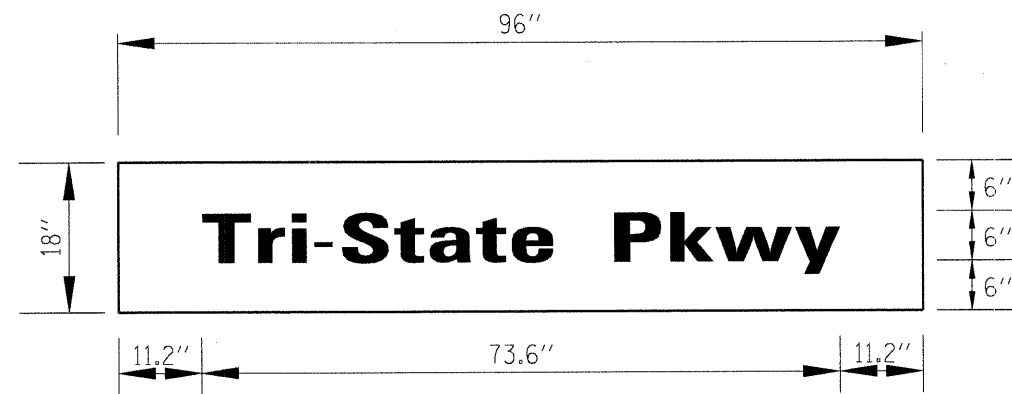
PANEL DESIGN TYPE 1  
ALL DIMENSIONS SHOWN IN INCHES



12.00 SQ. FT. EACH

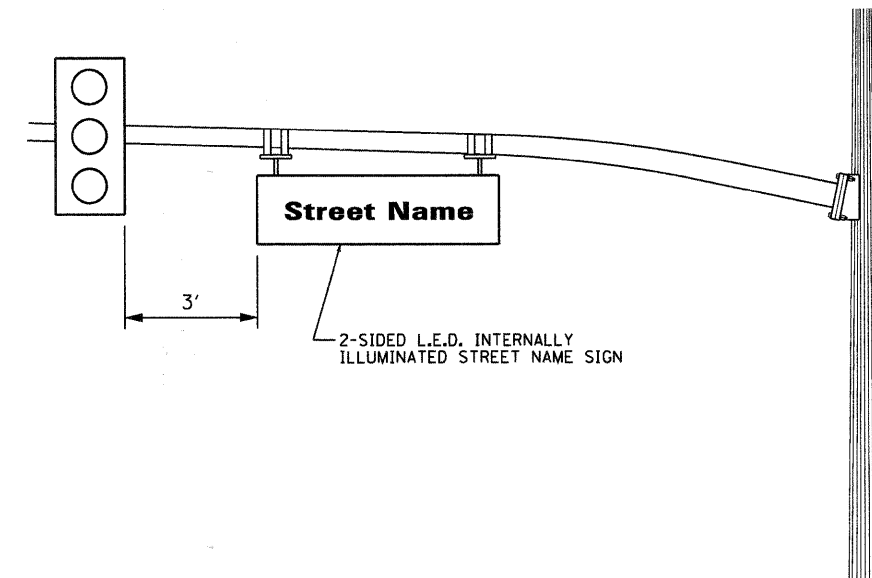
- 2 REQUIRED
  - SINGLE SIDED REQUIRED
  - DOUBLE SIDED REQUIRED
- DESIGN SERIES: CLEARVIEW-5-W  
FONT

NOTE: L.E.D. ILLUMINATED STREET NAME SIGNS  
AVAILABLE ONLY IN 2 FOOT INCREMENTS.

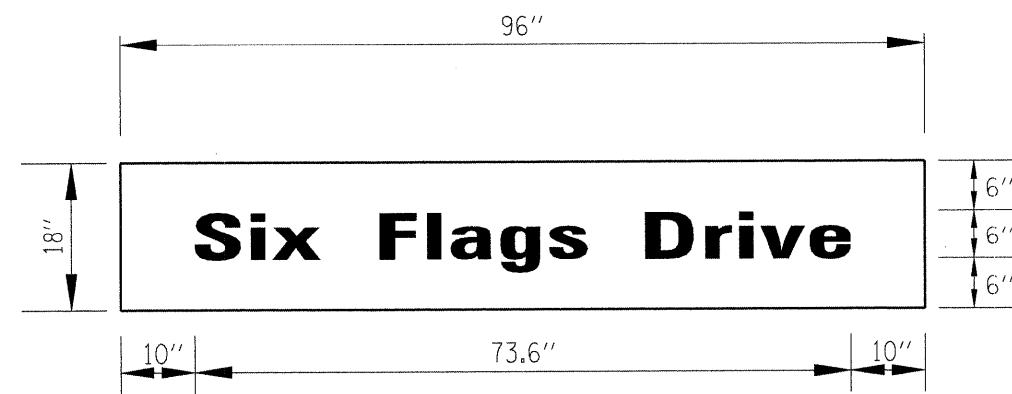


12.00 SQ. FT. EACH

- 2 REQUIRED
  - SINGLE SIDED REQUIRED
  - DOUBLE SIDED REQUIRED
- DESIGN SERIES: CLEARVIEW-5-W  
FONT



DECORATIVE STEEL MAST ARM ASSEMBLY AND POLE



12.00 SQ. FT. EACH

- 2 REQUIRED
  - SINGLE SIDED REQUIRED
  - DOUBLE SIDED REQUIRED
- DESIGN SERIES: CLEARVIEW-5-W  
FONT

FILE NAME = I:\Lakeco\10822401\dra\shh\shh\st1s16.dgn



USER NAME = Steve Prange	DESIGNED - SJP	REVISED -
PLOT SCALE = 50.0000' / IN.	DRAWN - SJP	REVISED -
PLOT DATE = 05/29/09	CHECKED - KDN	REVISED -
	DATE - 05/29/09	REVISED -



MAST ARM MOUNTED STREET NAME SIGNS			
SCALE:	SHEET NO.	OF SHEETS	STA. TO STA.

F.A. RTE.	SECTION	COUNTY	TOTAL SHEETS	SHEET NO.
1016	02-00110-12-WR	LAKE	206	108
CONTRACT NO. 63209				
FED. ROAD DIST. NO. 1 ILLINOIS FED. AID PROJECT				