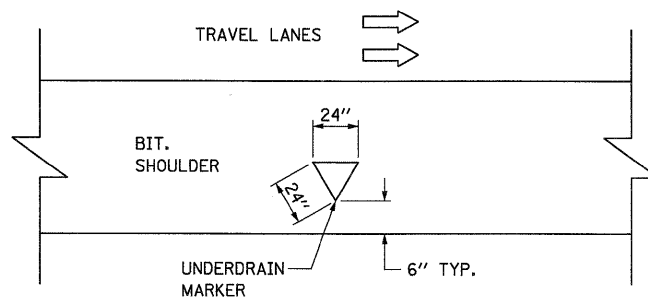


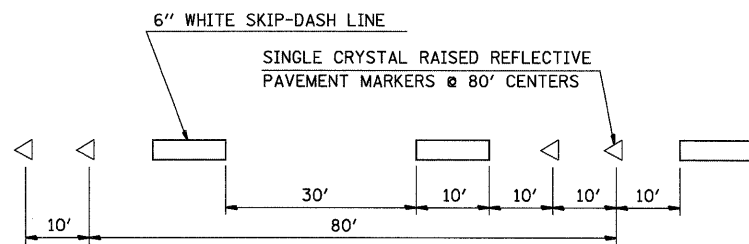
D = 20' - 30-45 MPH
30' - OVER 45 MPH

DIAGONAL LINES
NOT TO SCALE
(SEE PLANS FOR LOCATIONS)

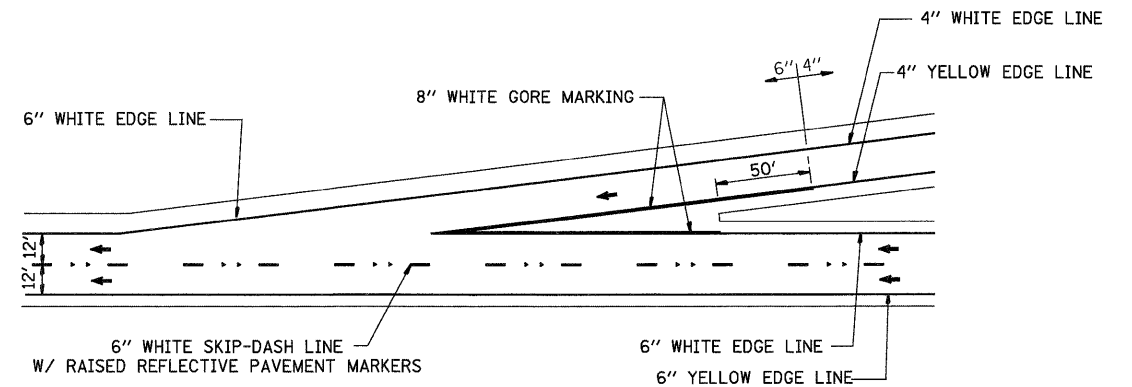


TYPICAL UNDERDRAIN HEADWALL MARKER DETAIL
24" WHITE-THERMOPLASTIC TRIANGLE
NOT TO SCALE

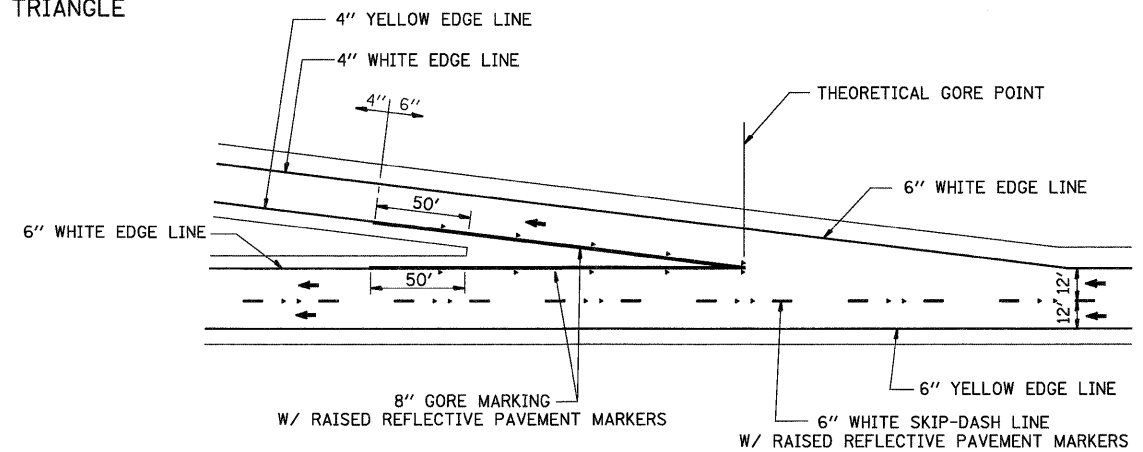
NOTE:
TO BE PAID FOR AS THERMOPLASTIC PAVEMENT MARKING - LETTERS AND SYMBOLS (SQ FT)



TYPICAL APPLICATION FOR WHITE SKIP-DASH LINES WITH RAISED REFLECTIVE PAVEMENT MARKERS
NOT TO SCALE



TYPICAL ENTRANCE RAMP MARKINGS
NOT TO SCALE



TYPICAL EXIT RAMP MARKINGS
NOT TO SCALE

FILE NAME =	USER NAME = SJS	DESIGNED -	REVISED -
..._D76A73-shd-detail1.dgn		DRAWN -	REVISED -
Johnson, Depp & Oulsenberry CONSULTING ENGINEERS Springfield, Illinois	PLOT SCALE = 50.0000' / IN.	CHECKED -	REVISED -
	PLOT DATE = 06/12/2009 09:33:30	DATE -	REVISED -

STATE OF ILLINOIS
DEPARTMENT OF TRANSPORTATION

PAVMENT MARKING DETAILS

SCALE: SHEET NO. OF SHEETS STA. TO STA.

• 60-(7,8,9,10)RS, 60-(8,9,10)BR

F.A.I. RTE.	SECTION	COUNTY	TOTAL SHEETS	SHEET NO.
70		MADISON	150	123
FED. ROAD DIST. NO. ILLINOIS FED. AID PROJECT			CONTRACT NO. 76A73	