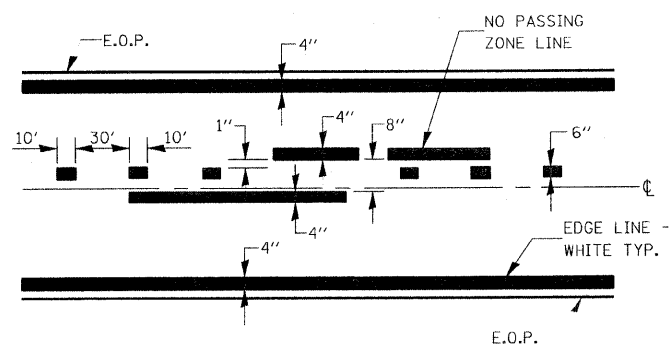


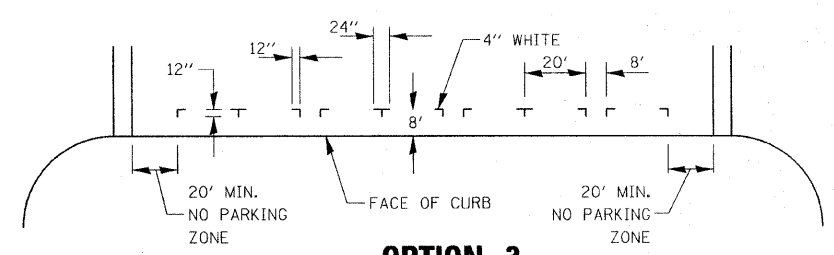
**TYPICAL SPACING DETAIL FOR  
CROSSWALKS AND STOP BARS**

**780-3  
OPTION 2**



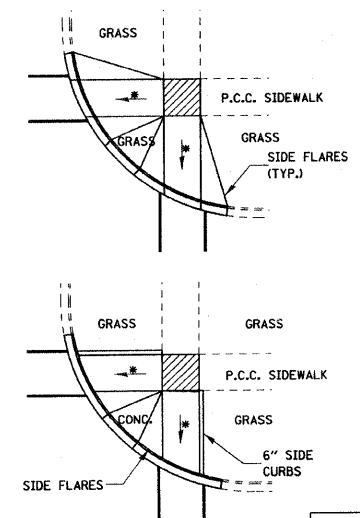
**PAVEMENT MARKING**  
(SEE TYPICAL SECTIONS)

**780-8**



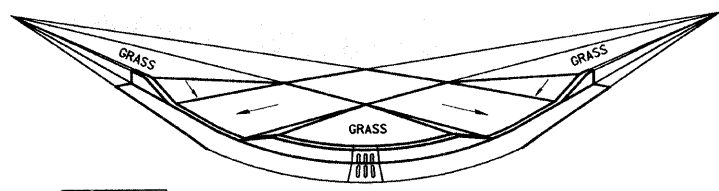
**OPTION 3  
TYPICAL PARKING SPACING**

**780-22**



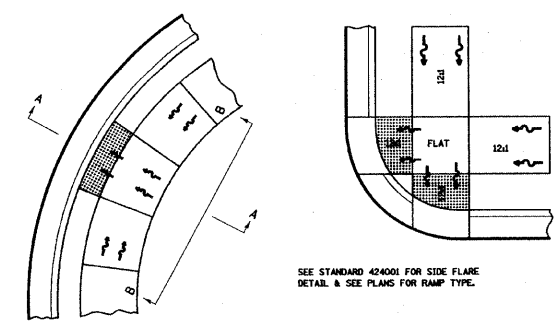
**TYPICAL CURB APPLICATIONS FOR METHOD 1**

**424-6**



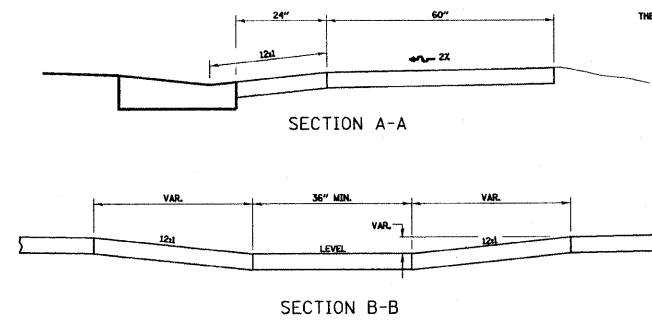
**ADA SIDEWALK ACCESSIBILITY RAMP  
METHOD 1 PERSPECTIVE WITH SIDE FLARES**

**424-8**



SEE STANDARD 424001 FOR SIDE FLARE  
DETAIL & SEE PLANS FOR RAMP TYPE.

NOTES:  
THIS DETAIL TO BE USED IN CONJUNCTION WITH STATE STANDARD 424001.  
THE MAXIMUM ALLOWABLE CROSS SLOPE FOR SIDEWALK IS 2%.  
THE MAXIMUM ALLOWABLE SIDEWALK GRADE IS 8%.  
IF SPACE LIMITATIONS PROHIBIT THE USE OF THE 12% SLOPE, THEN SLOPES  
BETWEEN 10% AND 12% ARE PERMITTED FOR A MAXIMUM RISE OF 6". SLOPES  
8% AND 10% ARE ALLOWED FOR A MAXIMUM RISE OF 3". SLOPES STEEPER THAN  
8% ARE NOT PERMITTED.  
THE DEPRESSED CURB IS NOT STANDARD. THE RISE IS 1/2" INSTEAD OF 3/4".



**ADA SIDEWALK ACCESSIBILITY RAMP DETAIL**

**424-29**

FILE NAME = #FILEL#	USER NAME = #USER#	DESIGNED - JAR	REVISED - DWS 6-29-2009
		DRAWN - DWS	REVISED -
	PLOT SCALE = #SCALE#	CHECKED -	REVISED -
	PLOT DATE = #DATE#	DATE - 06-02-2009	REVISED -

**STATE OF ILLINOIS  
DEPARTMENT OF TRANSPORTATION**

<b>Details</b>			
SCALE:	SHEET NO. 13 OF 13 SHEETS	STA.	TO STA.

F.A.U. RTE.	SECTION	COUNTY	TOTAL SHEETS	SHEET NO.
6470	09-00037-00-RS	Kendall	13	13
CONTRACT NO. 87417				
ILLINOIS FED. AID PROJECT				