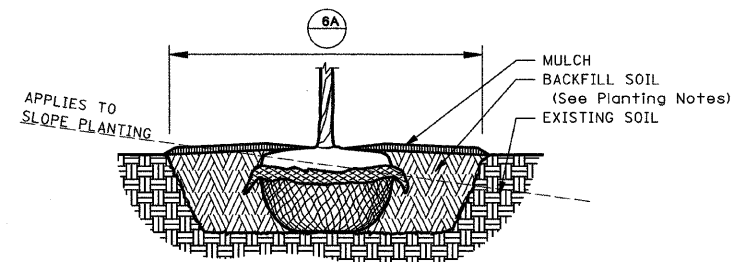
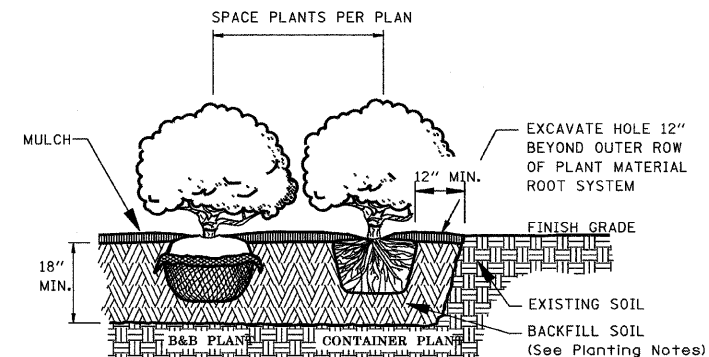


1) PLANTING NOTES

- BACKFILL: EXISTING SOIL
- WATER: THE CONTRACTOR SHALL MAKE, AT THEIR EXPENSE, WHATEVER ARRANGEMENTS NECESSARY TO PROVIDE ADEQUATE WATERING OF THE PLANTED AREAS THROUGHOUT THE CONTRACT DURATION. THE CONTRACTOR SHALL FURNISH ALL NECESSARY EQUIPMENT AND LABOR. THE CONTRACTOR SHALL FURNISH AND INSTALL 20 GALLON TREE GATOR BAGS AROUND SHADE TREES TO LEAVE ON SITE AFTER CONTRACT COMPLETION.
- MULCH: SHREDDED HARDWOOD 4 INCHES THICK, INSTALLED PER DETAILS
- TREE STAKING: TREE STAKING (ALL SIZES) IS NECESSARY TO MAINTAIN TREES IN A PLUMB CONDITION DUE TO PROBLEMATIC WIND CONDITIONS. REFER TO STAKING DETAILS
- FERTILIZER: AGRIFORM TABLETS, 21 GRAM SIZE AS MANUFACTURED BY THE SCOTTS COMPANY. APPLY AT THE FOLLOWING RATES:
 CONTAINER SHRUBS, 21 GRAM TABLET
 1 GALLON POT - 1 TABLET
 3 GALLON POT - 2 TABLETS
 5 GALLON POT - 3 TABLETS
 B & B TREES, 21 GRAM TABLET
 4 TABLETS FOR EVERY FOOT OF ROOT BALL DIAMETER
- PLANTING LAYOUT AND INSTALLATION: ALL TREES AND PLANTING BEDS SHALL BE WITHIN THE EXISTING CROP LAND. THE TREE RINGS AND PLANTING BEDS SHALL LINE UP TO THE EDGE OF THE EXISTING TURF. NO TURF SHALL BE DISTURBED. (EXCLUDING THE PLANTING BED AT THE RICHLAND SIGN)
 LAYOUT OF ALL TREES AND PLANTING BEDS SHALL BE APPROVED BY THE ENGINEER (HOMER L. CHASTAIN AND ASSOCIATES) BEFORE PLANTING BEGINS.
 ALL PLANT SUBSTITUTIONS SHALL BE APPROVED BY THE LANDSCAPE ARCHITECT THROUGH REQUEST TO THE ENGINEER.
 EDGING OF PLANTING BEDS: REFER TO TRENCHED EDGE DETAIL.



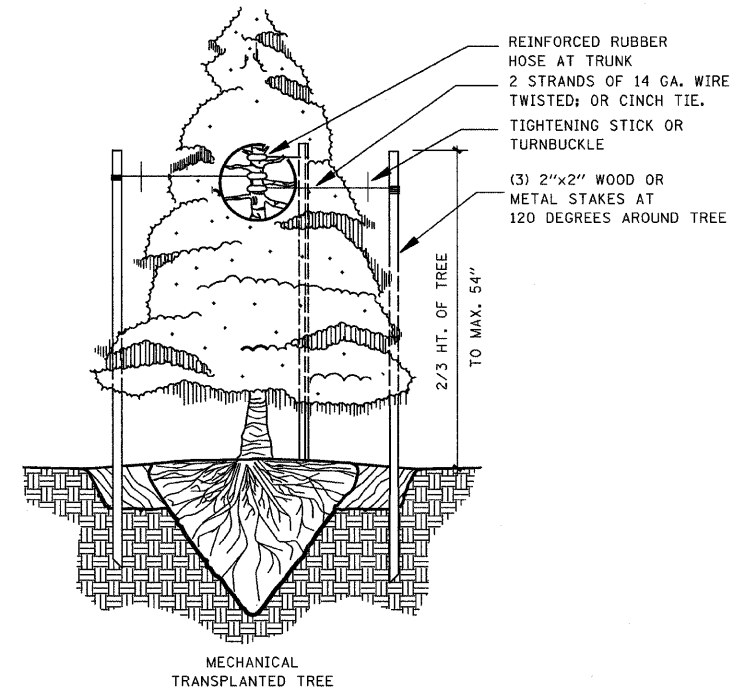
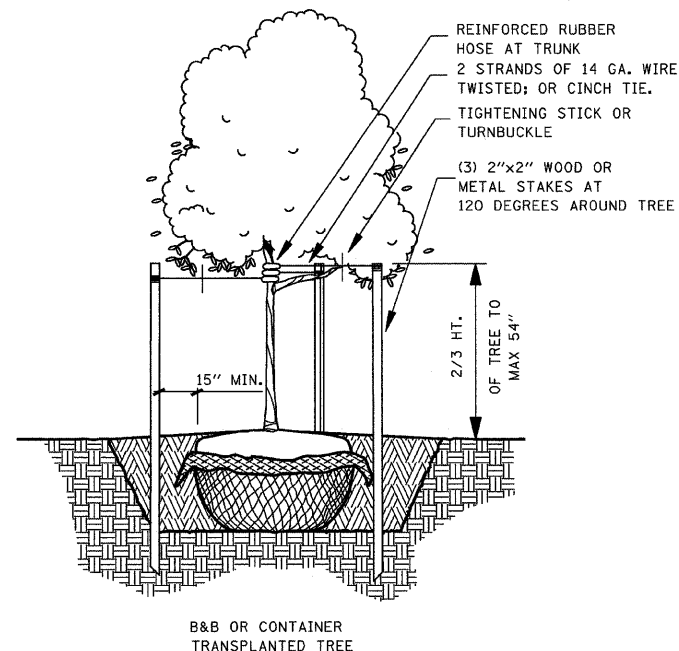
1. EXCAVATE PITS PER DETAIL. SCARIFY THE SIDES AND BOTTOM OF THE PIT BY SHOVEL CUTTING. PLANTING PIT WIDTH SHOULD BE 1 FOOT WIDER THAN THE WIDTH OF THE BALL.
2. SET PLANT ON UNDISTURBED NATIVE SOIL, OR THOROUGHLY COMPACTED BACKFILL, 3" ABOVE FINISH GRADE.
3. PLACE TREE IN UPRIGHT POSITION IN CENTER OF PIT. REMOVE BURLAP & WIRE BASKET FROM TOP OF BALL & HALF WAY DOWN SIDES.
4. BACKFILL HALFWAY UP THE ROOT BALL. THOROUGHLY PACK AND SETTLE BACKFILL TO FILL ALL VOIDS.
5. INSTALL FERTILIZE PER PLANTING NOTES. CONTINUE TO BACKFILL AND FILL ALL VOIDS UNTIL LEVEL WITH FINISH GRADE.
6. WATER WITHIN 2 HOURS OF INSTALLATION.
7. PLACE MULCH WITHIN 48 HOURS OF INSTALLATION. KEEP MULCH 4" FROM TRUNK.
8. USE OF NONBIODEGRADABLE TWINE SHALL NOT BE PERMITTED.



1. EXCAVATE PITS PER DETAIL. SCARIFY THE SIDES & BOTTOM OF THE PIT BY SHOVEL CUTTING. DIG ONE HOLE FOR EACH SHRUB, GRASS OR FORB.
2. REMOVE BURLAP FROM TOP OF BALL & HALF WAY DOWN SIDES AND/OR CONTAINER.
3. SET PLANT ON UNDISTURBED NATIVE SOIL, OR THOROUGHLY COMPACTED BACKFILL, 2" ABOVE FINISH GRADE.
4. PLACE SHRUB IN UPRIGHT POSITION IN CENTER OF PIT.
5. BACKFILL HALFWAY UP THE ROOT BALL. THOROUGHLY PACK AND SETTLE BACKFILL TO FILL ALL VOIDS.
6. INSTALL FERTILIZE PER PLANTING NOTES. CONTINUE TO BACKFILL AND FILL ALL VOIDS UNTIL LEVEL WITH FINISH GRADE.
7. WATER WITHIN 2 HOURS OF INSTALLATION.
8. PLACE MULCH WITHIN 48 HOURS OF INSTALLATION. KEEP MULCH 4" FROM TRUNK.
9. USE OF NONBIODEGRADABLE TWINE SHALL NOT BE PERMITTED.
10. SPACING OF PLANTS SHALL BE AS FOLLOWS:
 5 GAL SHRUBS - 6 FT ON CENTER
 3 GAL SHRUBS - 4.5 FT ON CENTER
 GRASSES - 5 FT ON CENTER
 FORBS - 4 FT ON CENTER

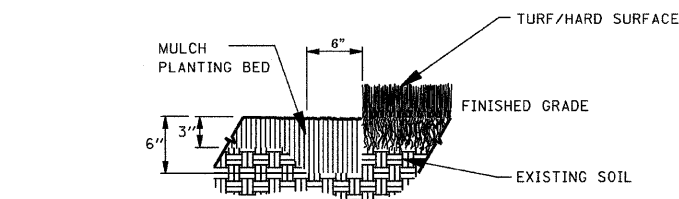
1 PLANTING NOTES NO SCALE

2 BALLED & BURLAPPED DETAIL DECIDUOUS & EVERGREEN TREE NO SCALE



4 STAKING DETAILS NO SCALE

5 SHRUB, GRASS AND FORB DETAILS NO SCALE



3 TRENCHED EDGE DETAIL NO SCALE



Landscape Plan Prepared by:
MGC Home & Garden Services
 810 E. Livingston St.
 Monticello, IL 61856
 Ph: 217-782-2297 Fax 217-782-3285

REVISIONS			LANDSCAPE DETAILS	
No.	DATE	INITIALS	PROGRESS CITY MACON COUNTY, ILLINOIS	
1				
2				
3				
4				
5				
6				
7				
8				
9				
10				

HOMER L. CHASTAIN & ASSOCIATES, LLP CONSULTING ENGINEERS 184-001877	DECATUR CHICAGO (217) 422-8544 (773) 714-0050	DRAWN BY DATE DLB 2/09 CHECKED BY DATE PPW 2/09 BOOK NUMBER 478 PROJECT No. 5248 SHEET No. 5
	ROCKFORD (815) 489-0050	