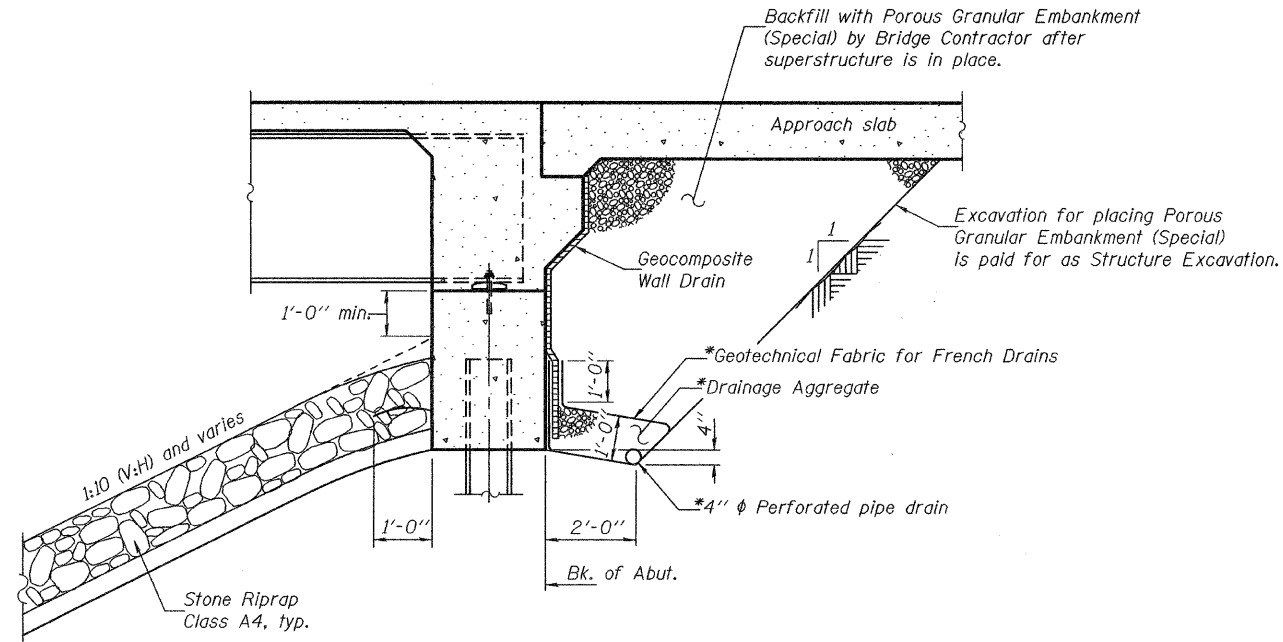



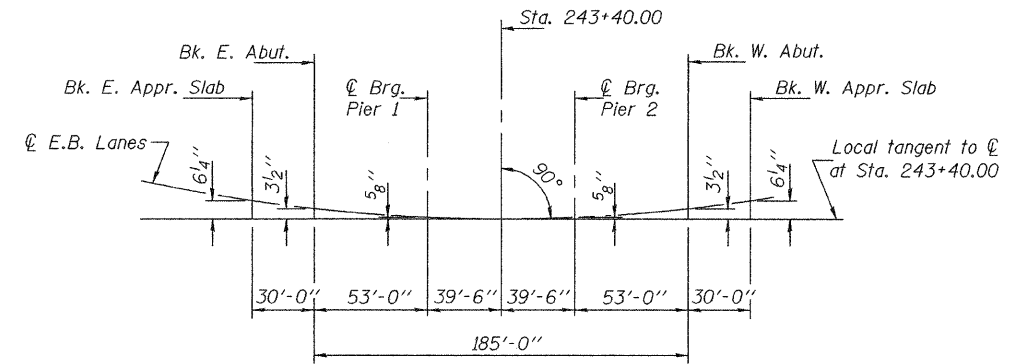
STATE OF ILLINOIS
DEPARTMENT OF TRANSPORTATION



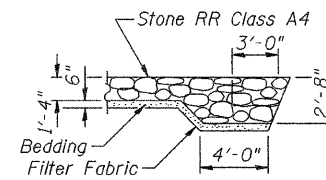
SECTION THRU INTEGRAL ABUTMENT

*Included in the cost of Pipe Underdrains for Structures, 4".

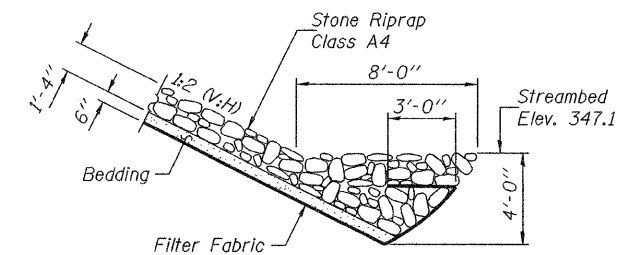
Note:
All drainage system components shall extend to 2'-0" from the end of each wingwall except an outlet pipe shall extend until intersecting with the side slopes. The pipes shall drain into concrete headwalls. (See Article 601.05 of the Standard Specifications and Highway Standard 601101).



OFFSET SKETCH



SECTION A-A



SECTION B-B

DESIGNED	Rebecca Mitchell
CHECKED	Mark D. Shaffer
DRAWN	AMC Amber Seiber htd
CHECKED	RLM/MDS

EXAMINED	Thomas J. Domagalaki ENGINEER OF BRIDGE DESIGN
PASSED	Ralph E. Anderson ENGINEER OF BRIDGES AND STRUCTURES

GENERAL DATA
STRUCTURE NO. 039-0070 (E.B.)

SHEET NO. 2	F.A.P. RTE.	SECTION	COUNTY	TOTAL SHEETS	SHEET NO.
	331	(12-BY-1)-1	JACKSON	67	13
22 SHEETS	CONTRACT NO. 98641				
FED. ROAD DIST. NO. _ ILLINOIS FED. AID PROJECT					