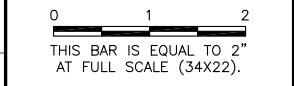


750.00 700.00 650.00 600.00 550.00 500.00 450.00 400.00 350.00 300.00 250.00 200.00 150.00 100.00 50.00 0 50.00 100.00 150.00 200.00 250.00 300.00 350.00 400.00 450.00 500.00 550.00

PA049

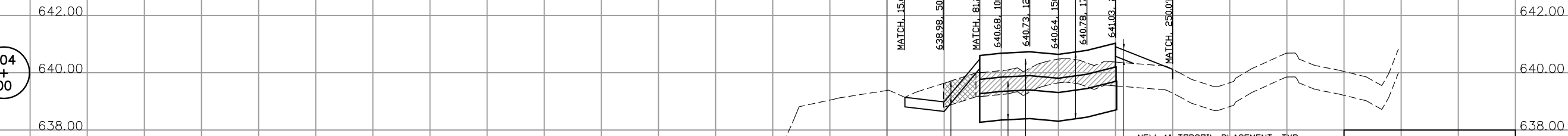
K:\ChicagoExecAp\0829008 Txy E\Draw\Sheets\Apron-Rev  
 FILE:apron-xsec01.dwg  
 LAYOUT:Model  
 UPDATE BY: johse  
 SURVEY BOOK #  
 DATE: Thu 7/2/09 12:45pm  
 XREF DWG: tbcInt\_apron.dwg  
 tbcInt\_apron-revised.dwg  
 tbc.dwg

REVISIONS		
NUMBER	BY	DATE



504  
+  
00

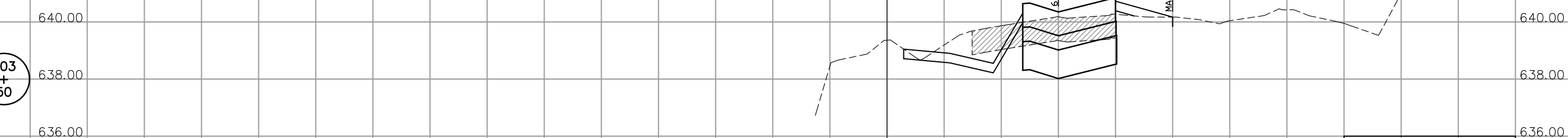
504  
+  
00



UNCLASSIFIED EX.	147.04 SF
TOPSOIL STRIPPING	= 0 SF
EMBANKMENT FILL	= 0 SF
SHOULDER FILL	= 14.23 SF
TOPSOIL PLACEMENT	= 31.54 SF

503  
+  
50


503  
+  
50



UNCLASSIFIED EX.	134.22 SF
TOPSOIL STRIPPING	= 0 SF
EMBANKMENT FILL	= 0 SF
SHOULDER FILL	= 6.45 SF
TOPSOIL PLACEMENT	= 43.85 SF

503  
+  
00

503  
+  
00



UNCLASSIFIED EX.	98.51 SF
TOPSOIL STRIPPING	= 0 SF
EMBANKMENT FILL	= 0 SF
SHOULDER FILL	= 20.24 SF
TOPSOIL PLACEMENT	= 53.96 SF

750.00 700.00 650.00 600.00 550.00 500.00 450.00 400.00 350.00 300.00 250.00 200.00 150.00 100.00 50.00 0 50.00 100.00 150.00 200.00 250.00 300.00 350.00 400.00 450.00 500.00 550.00 600.00

**CHICAGO EXECUTIVE AIRPORT  
 WHEELING/PROSPECT HEIGHTS, ILLINOIS  
 CONSTRUCT SOUTHEAST QUADRANT APRON**

**CROSS SECTIONS**

© Copyright GMT, Inc.  
**GMT**  
 CRAWFORD, MURPHY & TILLY, INC.  
 CONSULTING ENGINEERS  
 License No. 184-000613



DESIGN BY:	MLK
DRAWN BY:	MJW
CHECKED BY:	
APPROVED BY:	
DATE:	07/24/09
JOB No:	09290-04
ILLINOIS PROJECT: PWK-3581 A.I.P. PROJECT: 3-17-0018-B37	
SHEET	27 OF 35 SHEETS