

750.00 700.00 650.00 600.00 550.00 500.00 450.00 400.00 350.00 300.00 250.00 200.00 150.00 100.00 50.00 0 50.00 100.00 150.00 200.00 250.00 300.00 350.00 400.00 450.00 500.00 550.00

**PA049**  
 K:\ChicagoExecAp\0829008 Txy E\Draw\Sheets\Apron-re  
 FILE:apron-xsec04.dwg  
 LAYOUT:Model  
 UPDATE BY: johse  
 SURVEY BOOK #  
 DATE: Thu 7/2/09 1:12pm  
 XREF DWG: tbcInt\_apron.dwg  
 tbcrsgrd.dwg  
 tbcInt\_apron-revised.dwg  
 tb.dwg

REVISIONS		
NUMBER	BY	DATE

0 1 2  
 THIS BAR IS EQUAL TO 2'  
 AT FULL SCALE (34X22).

508  
+  
90.54

508  
+  
90.53

508  
+  
70.82

508  
+  
51.13

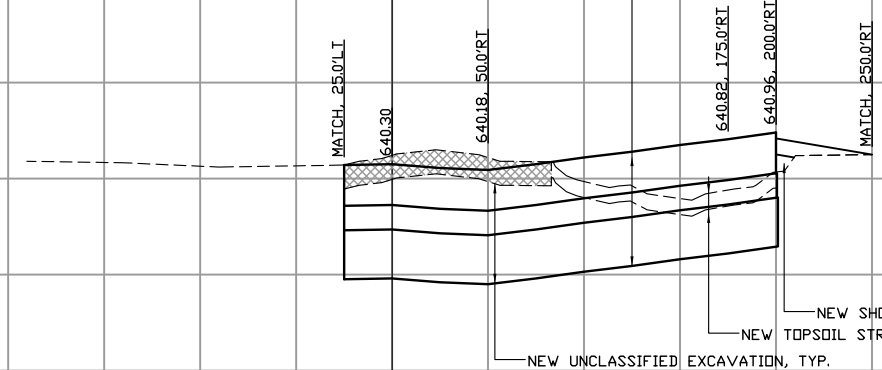
508  
+  
90.54

508  
+  
90.53

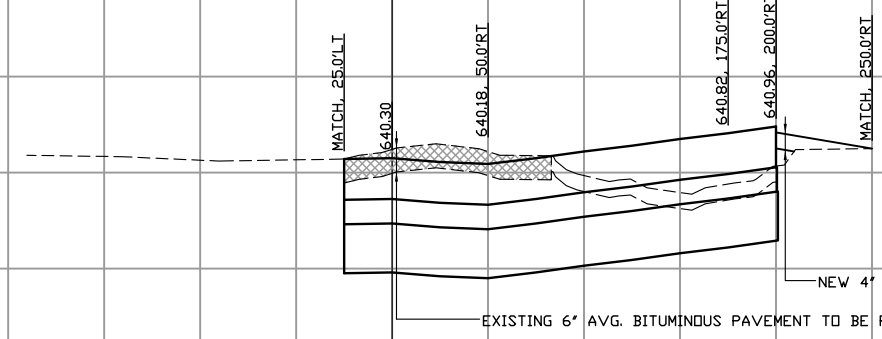
508  
+  
70.82

508  
+  
51.13

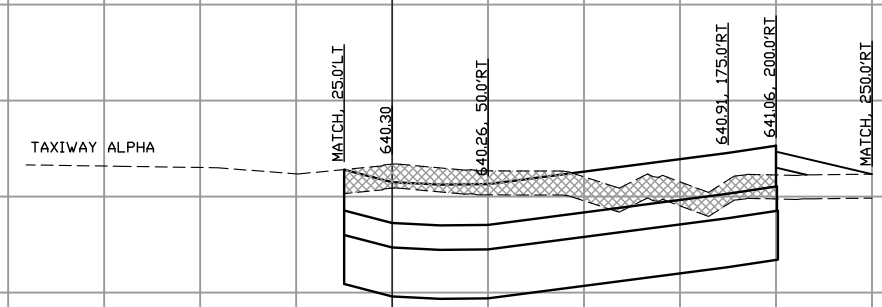
NEW APRON PAVEMENT, TYP.  
 10" P.C.C. PAVEMENT  
 6" CRUSHED AGGREGATE BASE COURSE  
 12" POROUS GRANULAR EMBANKMENT



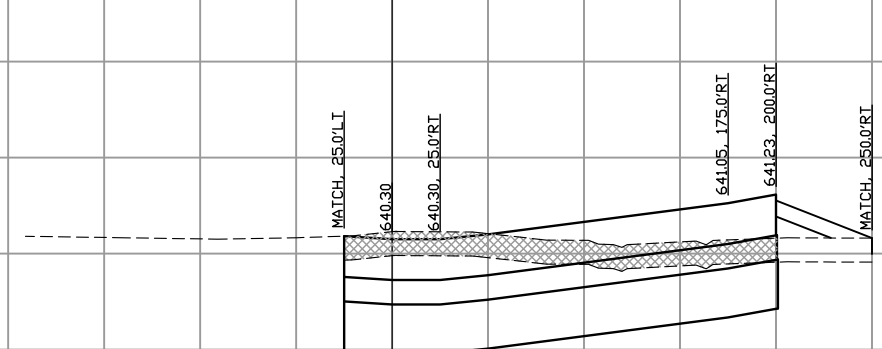
UNCLASSIFIED EX.	367.23 SF
TOPSOIL STRIPPING	= 39.10 SF
EMBANKMENT FILL	= 0 SF
SHOULDER FILL	= 2.27 SF
TOPSOIL PLACEMENT	= 9.10 SF



UNCLASSIFIED EX.	367.23 SF
TOPSOIL STRIPPING	= 39.15 SF
EMBANKMENT FILL	= 0 SF
SHOULDER FILL	= 2.27 SF
TOPSOIL PLACEMENT	= 9.10 SF



UNCLASSIFIED EX.	406.93 SF
TOPSOIL STRIPPING	= 0 SF
EMBANKMENT FILL	= 0 SF
SHOULDER FILL	= 1.28 SF
TOPSOIL PLACEMENT	= 10.99 SF



UNCLASSIFIED EX.	353.10 SF
TOPSOIL STRIPPING	= 0 SF
EMBANKMENT FILL	= 0 SF
SHOULDER FILL	= 6.31 SF
TOPSOIL PLACEMENT	= 13.09 SF

**CHICAGO EXECUTIVE AIRPORT  
 WHEELING/PROSPECT HEIGHTS, ILLINOIS  
 CONSTRUCT SOUTHEAST QUADRANT APRON**

**CROSS SECTIONS**

© Copyright CMT, Inc.  
  
**CMT**  
 CRAWFORD, MURPHY & TILLY, INC.  
 CONSULTING ENGINEERS  
 License No. 184-000613

DESIGN BY:	MLK
DRAWN BY:	MJW
CHECKED BY:	
APPROVED BY:	
DATE:	07/24/09
JOB No:	09290-04

ILLINOIS PROJECT: PWK-3581  
 A.I.P. PROJECT: 3-17-0018-B37

750.00 700.00 650.00 600.00 550.00 500.00 450.00 400.00 350.00 300.00 250.00 200.00 150.00 100.00 50.00 0 50.00 100.00 150.00 200.00 250.00 300.00 350.00 400.00 450.00 500.00 550.00 600.00