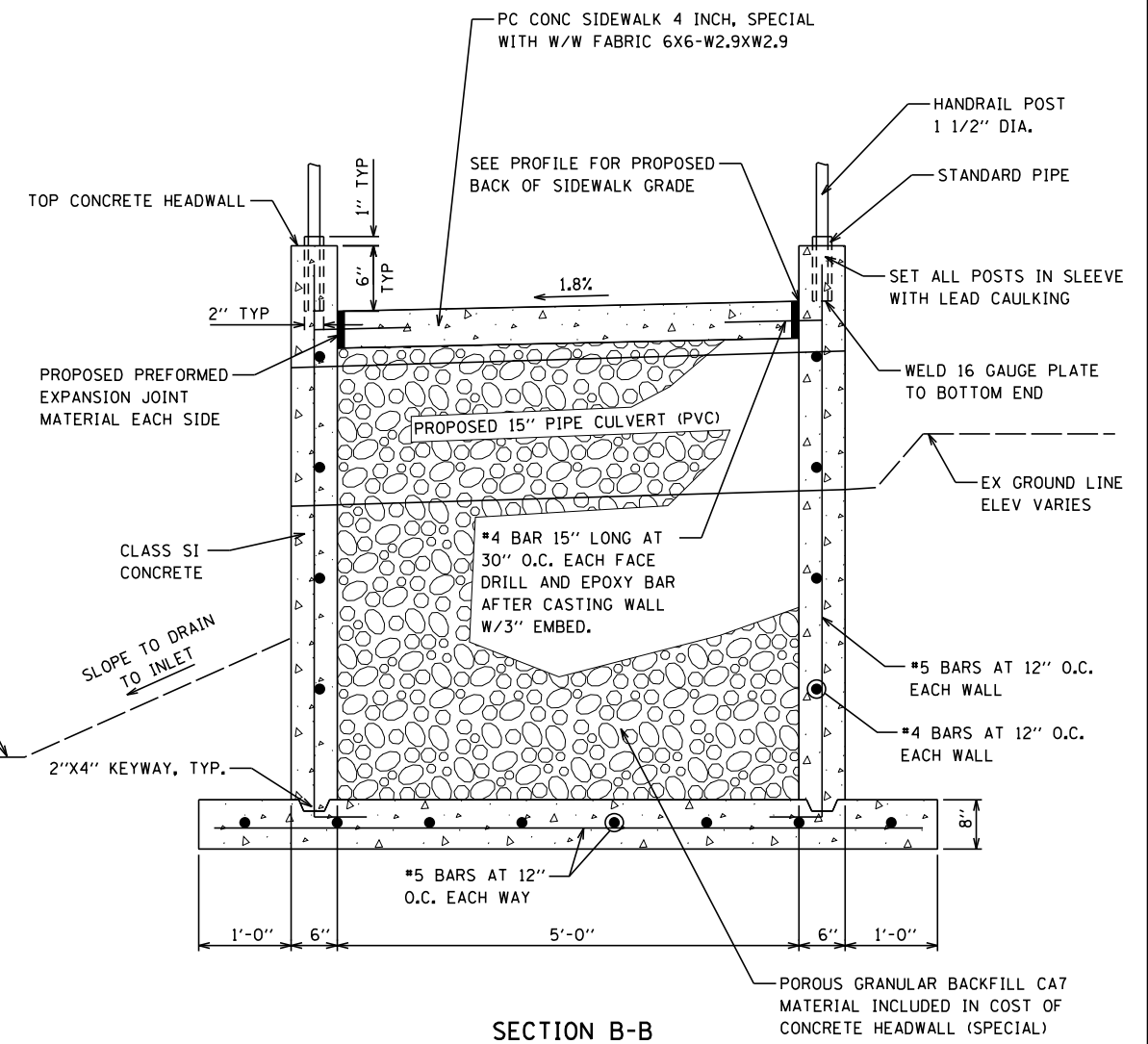
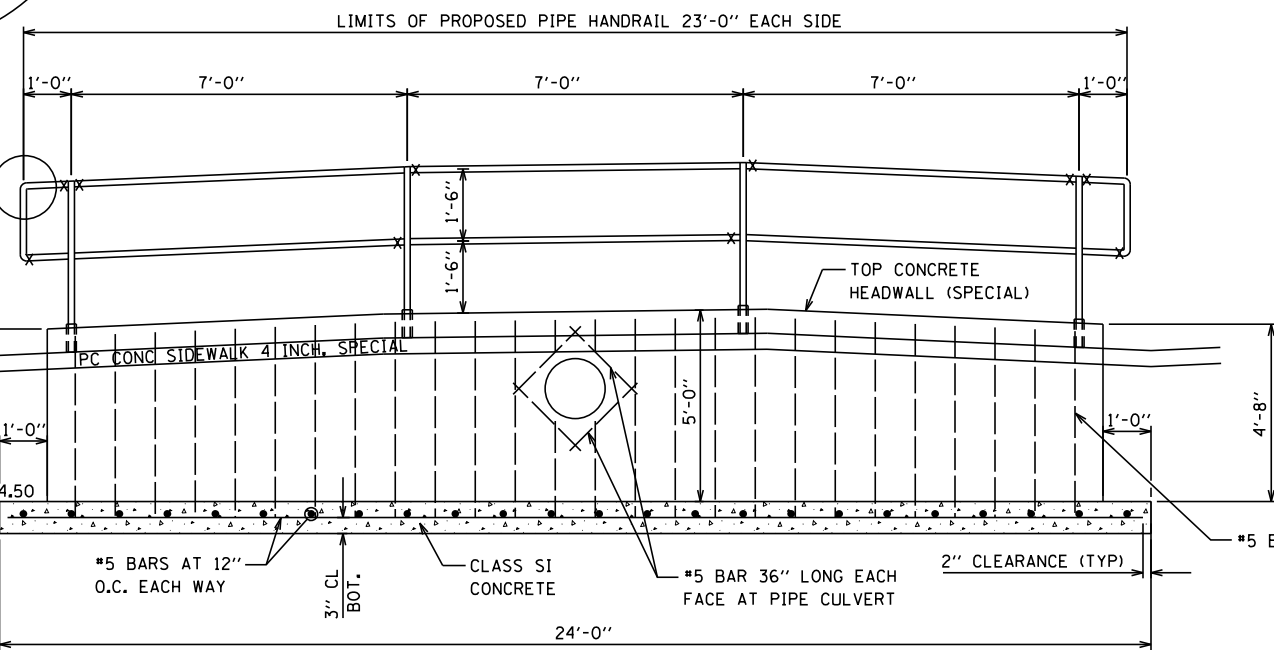
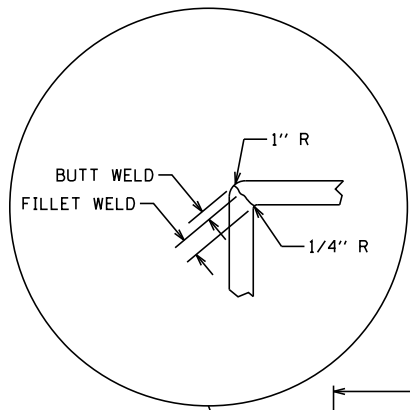


PLAN



SECTION B-B



SECTION A-A

CONCRETE HEADWALL (SPECIAL) DETAILS
STA. 41+65.50 TO STA. 41+89.50
 NOT TO SCALE

- NOTES**
- PIPE HANDRAILS SHALL BE CONSTRUCTED ACCORDING TO ARTICLE 509.05(d) OF THE STANDARD SPECIFICATIONS AND WILL BE MEASURED AND PAID FOR AT THE CONTRACT UNIT PRICE PER FOOT FOR PIPE HANDRAIL.
 - ALL STEEL SHAPES AND PLATES SHALL CONFORM TO THE REQUIREMENTS OF AASHTO M 270M GRADE 250.
 - ALL RAILS, POSTS, PLATES, BOLTS, NUTS AND WASHERS OF THE PIPE HANDRAIL ASSEMBLY SHALL BE HOT DIP GALVANIZED.

FILE NAME =	USER NAME = mmcevers	DESIGNED -	REVISED - 08/2020	CITY OF CARROLLTON SAFE ROUTES TO SCHOOLS PROGRAM	CONSTRUCTION DETAILS	F.A. RTE.	SECTION	COUNTY	TOTAL SHEETS	SHEET NO.	
P:\19e3283\Design\Design\Addendum Sept	etting\97726-018-022-sht-const details.dgn	DRAWN - M. McEVERS	REVISED -			19-00018-00-SW	GREENE	22	20		
Default	PLOT SCALE = 48.0000' / in.	CHECKED - W. SLEEMAN	REVISED -			CONTRACT NO. 97726					
	PLOT DATE = 8/24/2020	DATE - 10/2019	REVISED -			ILLINOIS FED. AID PROJECT					