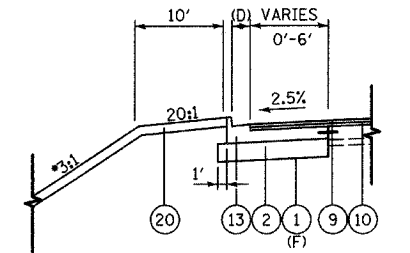
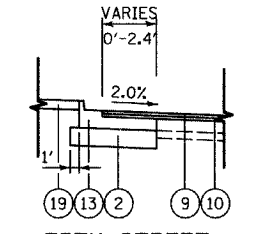


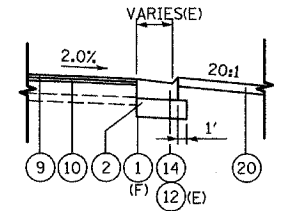
F.A.U. RTE.	SECTION	COUNTY	TOTAL SHEETS	SHEET NO.
2552	00-00114-00-PV	DuPAGE	563	27
STA.	TO STA.			
FED. ROAD DIST. NO.	ILLINOIS	FED. AID PROJECT		
			CONTRACT NO. 63024	



• MAXIMUM  
**75TH STREET**  
NORTH SIDE OF  
WEST BOUND LANES  
STA. 128+00 TO STA. 131+15.5



**75TH STREET**  
NORTH SIDE OF  
EAST BOUND LANES  
STA. 132+39.8 TO STA. 135+30.4



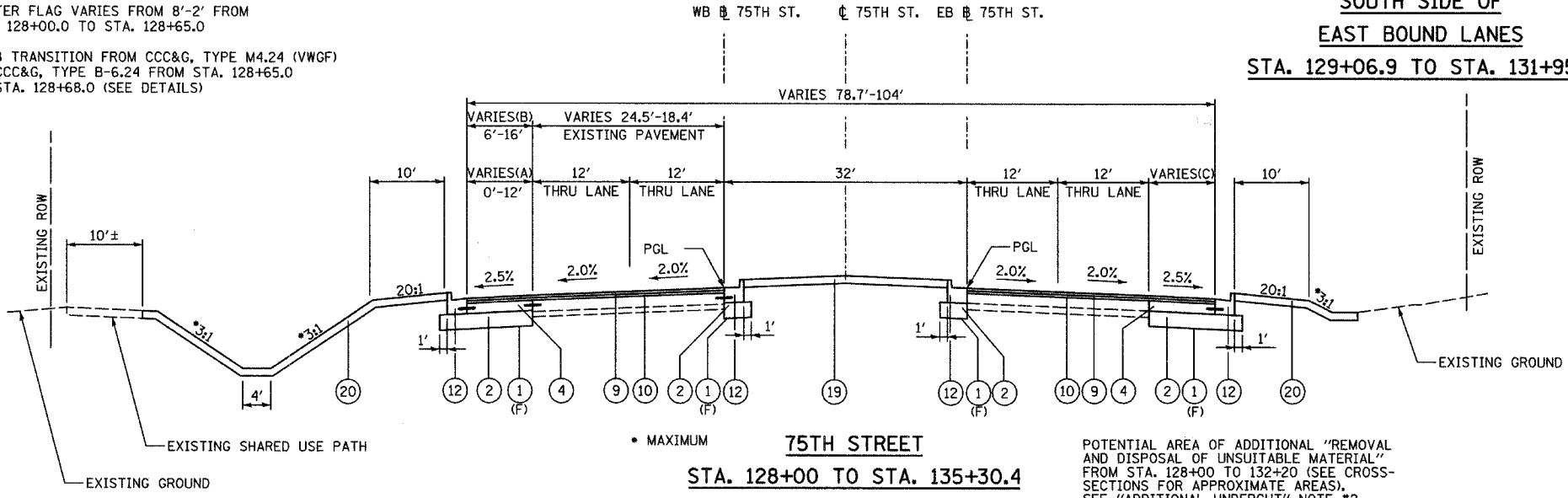
**75TH STREET**  
SOUTH SIDE OF  
EAST BOUND LANES  
STA. 128+00.0 TO STA. 128+68.0

- (A) LANE VARIES 0'-12' FROM STA. 129+06.1 TO STA. 134+34.9
- (B) PAVEMENT WIDENING VARIES 6'-16' FROM STA. 131+15.5 TO STA. 135+30.4
- (C) LANES VARIES 0'-12' FROM STA. 129+01.3 TO STA. 134+34.9 PAVEMENT WIDENING VARIES 6'-10.4' FROM STA. 131+95.2 TO 135+30.4
- (D) GUTTER FLAG VARIES 8' TO 2' FROM STA. 128+00.0 TO STA. 128+30.0 GUTTER FLAG 2' FROM STA. 128+30.0 TO STA. 131+15.5
- (E) GUTTER FLAG VARIES FROM 8'-2' FROM STA. 128+00.0 TO STA. 128+65.0

CURB TRANSITION FROM CCC&G, TYPE M4.24 (VWGF) TO CCC&G, TYPE B-6.24 FROM STA. 128+65.0 TO STA. 128+68.0 (SEE DETAILS)

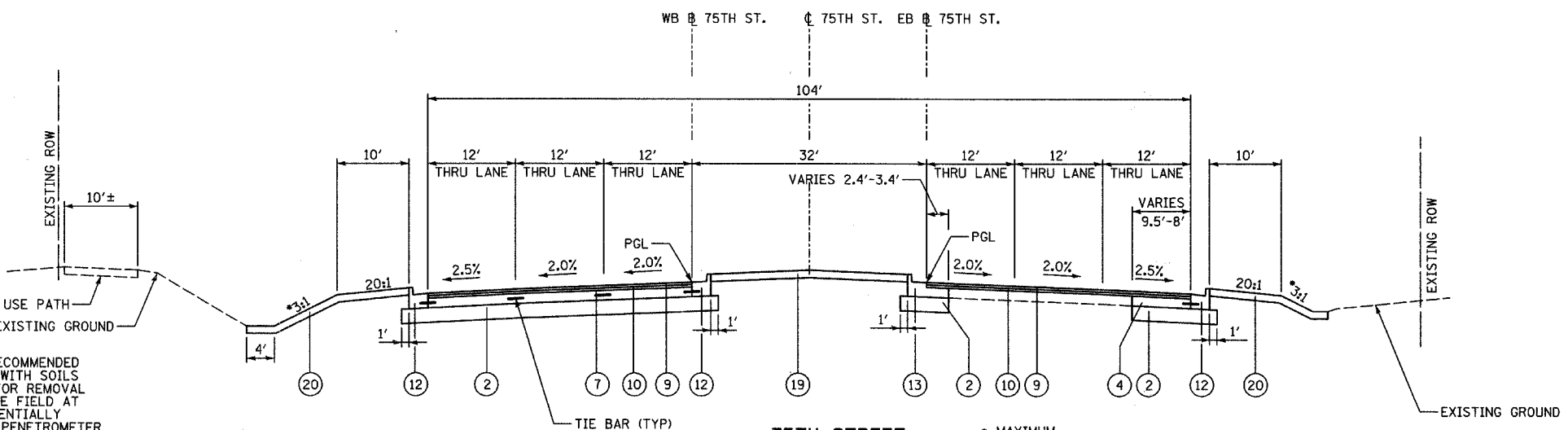
(F) STA 128+00 TO STA 132+20

NOTE:  
SEE ALSO PROPOSED TYPICAL FOR CLYDE STREET FOR SIDE TREATMENTS FROM STA. 134+42.3 TO STA. 135+30.4



• MAXIMUM  
**75TH STREET**  
STA. 128+00 TO STA. 135+30.4

POTENTIAL AREA OF ADDITIONAL "REMOVAL AND DISPOSAL OF UNSUITABLE MATERIAL" FROM STA. 128+00 TO 132+20 (SEE CROSS-SECTIONS FOR APPROXIMATE AREAS). SEE "ADDITIONAL UNDERCUT" NOTE #2



• MAXIMUM  
**75TH STREET**  
STA. 135+30.4 TO STA. 141+10.2

**ADDITIONAL UNDERCUT:**

1. "POROUS GRANULAR EMBANKMENT, SUBGRADE" (PGES) IS RECOMMENDED FOR USE UNDER THE PROPOSED PAVEMENT AT LOCATIONS WITH SOILS THAT ARE UNSTABLE OR UNSUITABLE. THE ACTUAL NEED FOR REMOVAL AND REPLACEMENT WITH PGES WILL BE DETERMINED IN THE FIELD AT THE TIME OF CONSTRUCTION BY THE ENGINEER. ALL POTENTIALLY UNSTABLE SOILS SHALL BE TESTED WITH A STATIC CONE PENETROMETER AND TREATED IN ACCORDANCE WITH ARTICLE 301.04 AND THE UNDERCUT GUIDELINES IN THE IDOT SUBGRADE STABILITY MANUAL. IF UNSTABLE AND/OR UNSUITABLE MATERIALS ARE ENCOUNTERED, THE SOIL SHALL BE REMOVED AND REPLACED WITH PGES AS DETERMINED BY THE ENGINEER. IF UNSTABLE AND/OR UNSUITABLE MATERIAL IS NOT ENCOUNTERED, THEN THE QUANTITY SHALL BE DEDUCTED AND NO ADDITIONAL COMPENSATION WILL BE DUE THE CONTRACTOR.
2. WHERE NOTED ON THE TYPICAL SECTIONS, POTENTIAL AREAS OF ADDITIONAL "REMOVAL AND DISPOSAL OF UNSUITABLE MATERIAL" AT THE TOE OF EXISTING EMBANKMENTS SHALL BE BACKFILLED IMMEDIATELY WITH "POROUS GRANULAR EMBANKMENT, SUBGRADE" (PGES). THE UNDERCUT SHALL BE IN A TRANSVERSE DIRECTION WITH THE LONGITUDINAL WIDTH KEPT TO A MINIMUM.
3. SEE SCHEDULE OF QUANTITIES - EARTHWORK AND/OR CROSS-SECTIONS FOR LOCATIONS.

- LEGEND:**
- 1 GEOTECHNICAL FABRIC FOR GROUND STABILIZATION
  - 2 AGGREGATE SUBGRADE 12"
  - 3 SUBBASE GRANULAR MATERIAL, TYPE B 9"
  - 4 PORTLAND CEMENT CONCRETE BASE COURSE 10"
  - 5 HOT-MIX ASPHALT SURFACE COURSE, MIX "C", N50 1 1/2"
  - 6 LEVELING BINDER (MACHINE METHOD), N50 1 1/2"
  - 7 PORTLAND CEMENT CONCRETE BASE COURSE 8 1/2"
  - 8 AGGREGATE BICYCLE PATH
  - 9 POLYMERIZED HOT-MIX ASPHALT SURFACE COURSE, MIX "F", N90 1 3/4"
  - 10 POLYMERIZED HOT-MIX ASPHALT BINDER COURSE, IL-19.0, N90 2 1/4"
  - 11 COMBINATION CONCRETE CURB AND GUTTER, TYPE B-6.12
  - 12 COMBINATION CONCRETE CURB AND GUTTER, TYPE B-6.24
  - 13 COMBINATION CONCRETE CURB AND GUTTER, TYPE B-6.24 (SPECIAL)
  - 14 COMBINATION CONCRETE CURB AND GUTTER, TYPE M-4.24 (VARIABLE WIDTH GUTTER FLAG)
  - 15 CONCRETE MEDIAN SURFACE, 4"
  - 16 PORTLAND CEMENT CONCRETE SIDEWALK 5 INCH
  - 17 HOT-MIX ASPHALT SHOULDERS, 6"
  - 18 STEEL PLATE BEAM GUARDRAIL, TYPE A OR B (SEE PROPOSED PLANS)
  - 19 LANDSCAPED MEDIAN (SEE LANDSCAPING PLANS)
  - 20 LANDSCAPED AREA (SEE LANDSCAPING PLANS)
  - 21 RETAINING WALL (SEE STRUCTURAL PLANS)
  - 22 COMBINATION CONCRETE CURB AND GUTTER, TYPE M-2.24
  - 23 CONCRETE MEDIAN
  - 24 PIPE UNDERDRAINS 6"

REVISIONS	
NAME	DATE

INTERSECTION IMPROVEMENT  
WASHINGTON STREET - 75th STREET  
PROPOSED TYPICAL SECTIONS  
**75TH STREET**  
SHEET 5 OF 11

CONSULTANT  
**TYLIN INTERNATIONAL**

City of **Naperville**

DRAWN: \_\_\_\_\_ SHEET NO. \_\_\_\_\_  
 CHECKED: \_\_\_\_\_  
 APPROVED: \_\_\_\_\_  
 DATE: APRIL 11, 2008  
 SCALE: NONE  
 JOB NO: P-91-494-00 PROJECT NO: M-CMN-7003 (985)

4/11/2008 10:42:51 AM