| F.A.U. RTE. | SECTION | COUNTY | TOTAL SHEETS | SHEET NO. |
|---|---|---|---|---|
| 2552 | 00-00114-00-PV | DuPAGE | 563 | 28 |
| STA. | | TO STA. | | |
| FED. ROAD DIST. NO. | ILLINOIS | FED. AID PROJECT | | |

CONTRACT NO. 63024

FOR ADDITIONAL INFORMATION AND CONSTRUCTION LIMITS SEE PROPOSED TYPICAL SECTIONS SHEET 10 OF 11

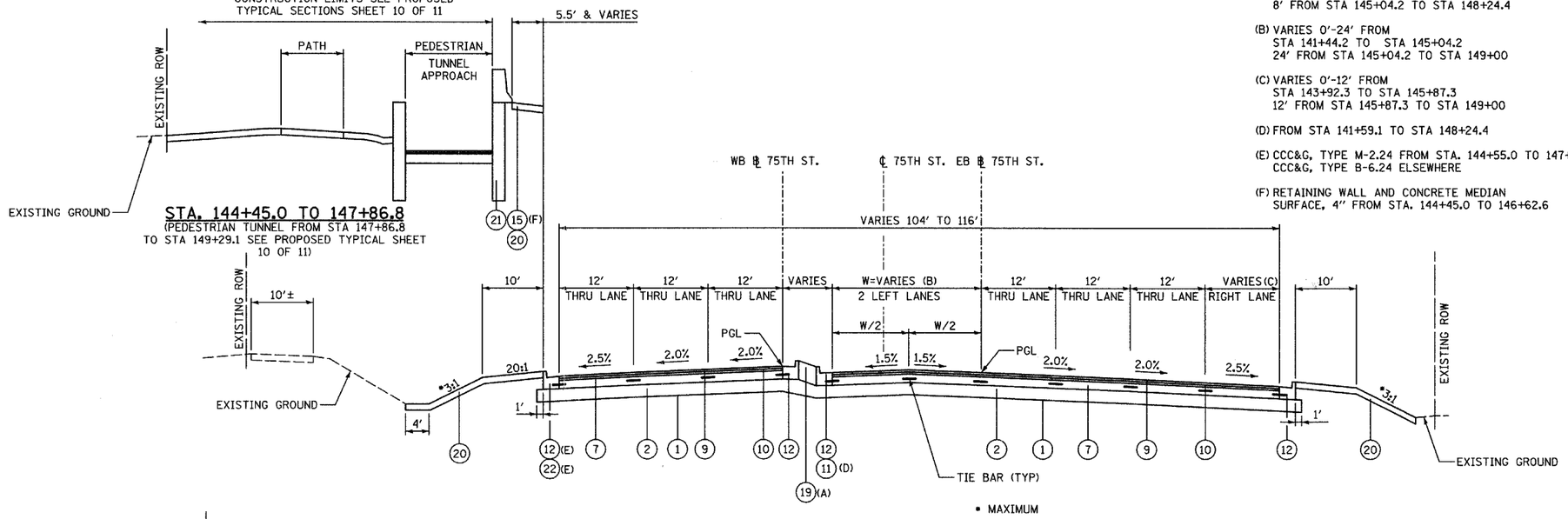


## STA. 144+45.0 TO 147+86.8

(PEDESTRIAN TUNNEL FROM STA 147+86.8 TO STA 149+29.1 SEE PROPOSED TYPICAL SHEET 10 OF 11)

## 75TH STREET

## STA 141+10.2 TO STA 149+00

(A) VARIES 32'-8' FROM STA 141+44.2 TO STA 145+04.2
8' FROM STA 145+04.2 TO STA 148+24.4

(B) VARIES 0'-24' FROM STA 141+44.2 TO STA 145+04.2
24' FROM STA 145+04.2 TO STA 149+00

(C) VARIES 0'-12' FROM STA 143+92.3 TO STA 145+87.3
12' FROM STA 145+87.3 TO STA 149+00

(D) FROM STA 141+59.1 TO STA 148+24.4

(E) CCC&G, TYPE M-2.24 FROM STA. 144+55.0 TO 147+26.1
CCC&G, TYPE B-6.24 ELSEWHERE

(F) RETAINING WALL AND CONCRETE MEDIAN SURFACE, 4" FROM STA. 144+45.0 TO 146+62.6

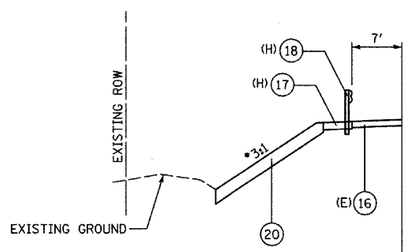


## STA. 152+24.0 TO 153+95.2

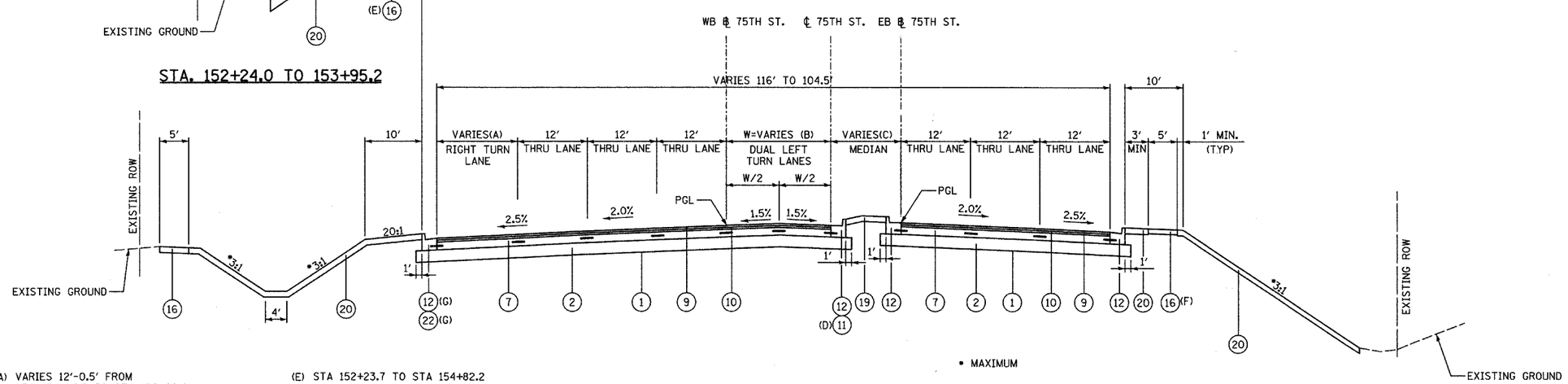


## 75TH STREET

## STA 149+00 TO STA 156+09.2

## BRIDGE OMISSION FROM STA 150+28.5

## STA. 152+47.6

(A) VARIES 12'-0.5' FROM STA 154+23.5 TO STA 156+09.2

(B) 24' FROM 149+00 TO 152+52.5
VARIES 24' TO 0.6' FROM STA 152+52.5 TO STA 156+09.2

(C) 8' FROM STA 150+36.8 TO STA 152+52.5
VARIES 8' TO 31.2' FROM STA 152+52.5 TO STA. 156+09.2

(D) CCC&G, TYP B-6.12 FROM STA 150+36.8 TO STA 156+05.4
CCC&G, TYPE B-6.24 FROM STA 156+05.4 TO STA 156+09.2

(E) STA 152+23.7 TO STA 154+82.2

(F) STA 152+66.6 TO STA 155+44.3

(G) CCC&G, TYPE M-2.24 FROM STA. 152+26.2 TO 154+46.5
CCC&G, TYPE B-6.24 ELSEWHERE

(H) STEEL PLATE BEAM GUARDRAIL, TERMINALS AND HMA SHOULDERS, 6" FROM STA. 152+24.0 TO 153+67.1
HMA SHOULDERS, 6" CONTINUES TO STA. 153+95.2

## LEGEND:

1. GEOTECHNICAL FABRIC FOR GROUND STABILIZATION
2. AGGREGATE SUBGRADE 12"
3. SUBBASE GRANULAR MATERIAL, TYPE B 9"
4. PORTLAND CEMENT CONCRETE BASE COURSE 10"
5. HOT-MIX ASPHALT SURFACE COURSE, MIX "C", N50 1½"
6. LEVELING BINDER (MACHINE METHOD), N50 1½"
7. PORTLAND CEMENT CONCRETE BASE COURSE 8½"
8. AGGREGATE BICYCLE PATH
9. POLYMERIZED HOT-MIX ASPHALT SURFACE COURSE, MIX "F", N90 1¾"
10. POLYMERIZED HOT-MIX ASPHALT BINDER COURSE, IL-19.0, N90 2¼"
11. COMBINATION CONCRETE CURB AND GUTTER, TYPE B-6.12
12. COMBINATION CONCRETE CURB AND GUTTER, TYPE B-6.24
13. COMBINATION CONCRETE CURB AND GUTTER, TYPE B-6.24 (SPECIAL)
14. COMBINATION CONCRETE CURB AND GUTTER, TYPE M-4.24 (VARIABLE WIDTH GUTTER FLAG)
15. CONCRETE MEDIAN SURFACE, 4"
16. PORTLAND CEMENT CONCRETE SIDEWALK 5 INCH
17. HOT-MIX ASPHALT SHOULDERS, 6"
18. STEEL PLATE BEAM GUARDRAIL, TYPE A OR B (SEE PROPOSED PLANS)
19. LANDSCAPED MEDIAN (SEE LANDSCAPING PLANS)
20. LANDSCAPED AREA (SEE LANDSCAPING PLANS)
21. RETAINING WALL (SEE STRUCTURAL PLANS)
22. COMBINATION CONCRETE CURB AND GUTTER, TYPE M-2.24
23. CONCRETE MEDIAN
24. PIPE UNDERDRAINS 6"

| REVISIONS | |
|---|---|
| NAME | DATE |

INTERSECTION IMPROVEMENT
WASHINGTON STREET - 75th STREET
PROPOSED TYPICAL SECTIONS
75TH STREET
SHEET 6 OF 11

CONSULTANT
TY·LIN INTERNATIONAL

City of Naperville

DRAWN:
CHECKED:
APPROVED:
DATE: APRIL 11, 2008
SCALE: NONE
JOB NO.: P-91-494-00
SHEET NO.
PROJECT NO.: M-CMM-7003 (985)

p:\63024\road\75typ06.dgn
4/11/2008 10:25:51 AM