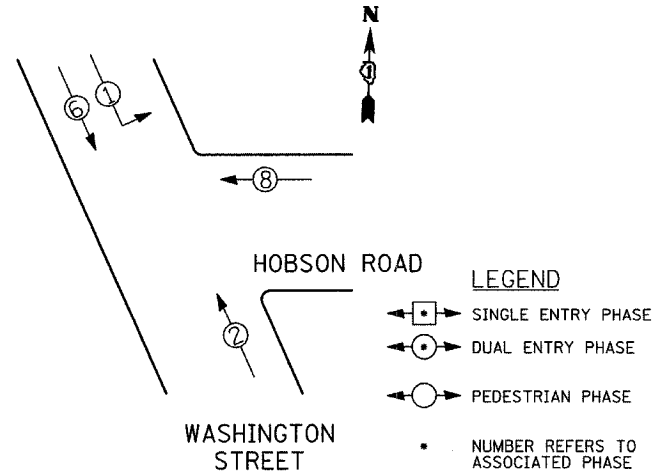
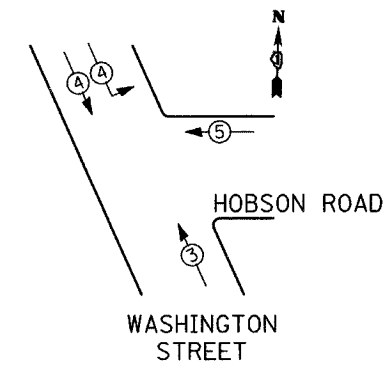


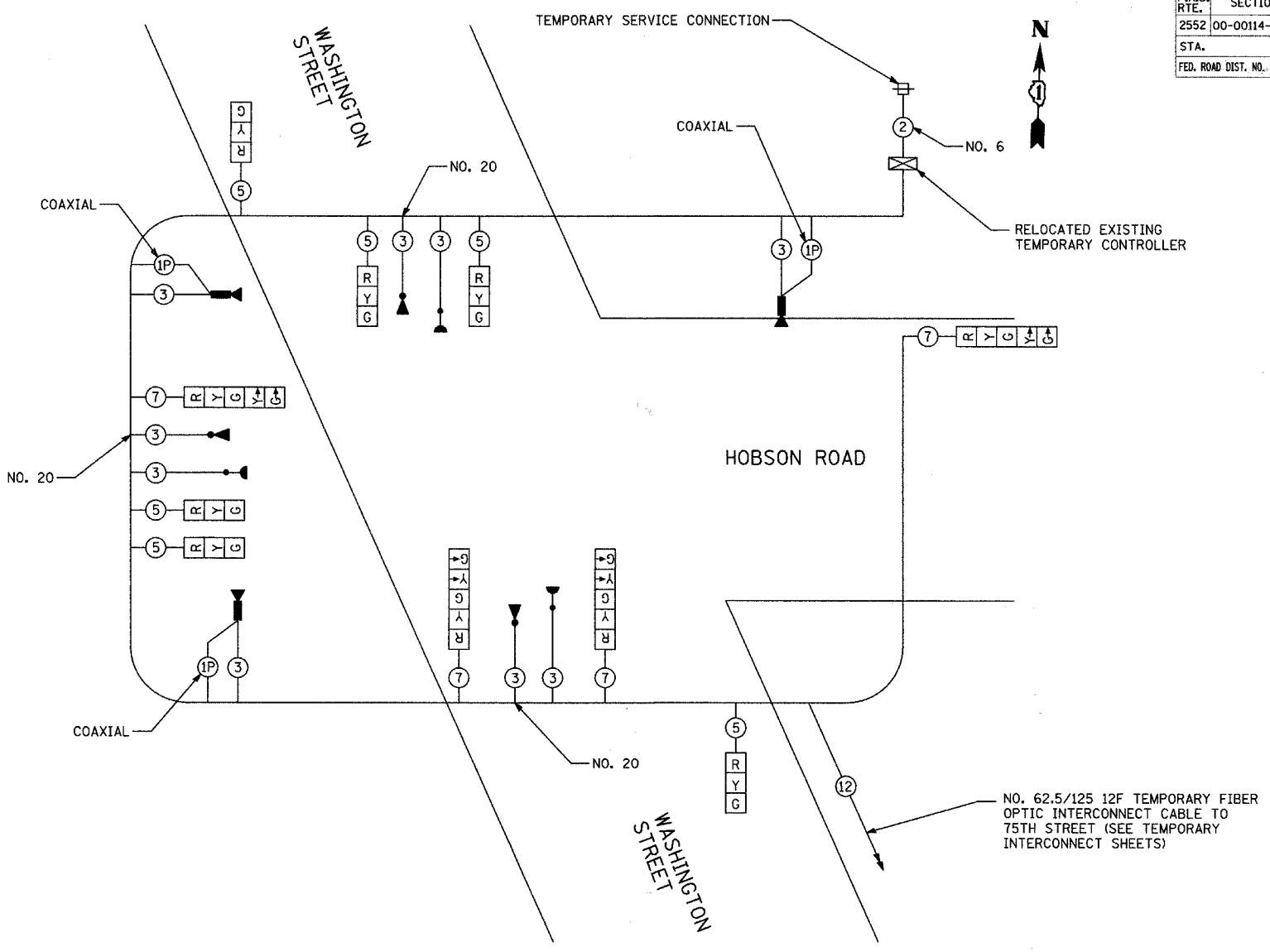
PHASE DESIGNATION DIAGRAM



EMERGENCY VEHICLE PREEMPTION SEQUENCE



PROPOSED EMERGENCY VEHICLE PREEMPTORS				
EMERGENCY VEHICLE PREEMPTOR	3	4	5	
MOVEMENT	↑	↗	←	



CABLE PLAN

NOTE:
THE EXISTING TRAFFIC SIGNAL SYSTEM IS A TEMPORARY SYSTEM. THE CONTRACTOR MAY RE-UTILIZE THE EXISTING TEMPORARY SIGNAL EQUIPMENT. THE CABLE PLAN DEPICTS WHAT IS REQUIRED TO OPERATE THE SYSTEM IN THE PROPOSED LAYOUT.

TEMPORARY CABLE DIAGRAM LEGEND

- R TEMPORARY TRAFFIC SIGNAL SECTION OR PEDESTRIAN SIGNAL SECTION 12" (300mm)
- X TEMPORARY CONTROLLER CABINET
- T TEMPORARY TELEPHONE CONNECTION
- + TEMPORARY SERVICE INSTALLATION
- INDICATES NUMBER OF CONDUCTORS. IN CABLE. ALL CONDUCTORS TO BE NUMBER 14 AWG WIRE UNLESS OTHERWISE NOTED.
- 5
- ▶ EMERGENCY VEHICLE LIGHT DETECTOR
- ◄ CONFIRMATION BEACON
- VEHICLE DETECTOR, INDUCTION LOOP
- ⊙ PEDESTRIAN PUSHBUTTON DETECTOR
- P 12" (300mm) PEDESTRIAN SIGNAL SECTION
- ▶ VIDEO VEHICLE DETECTION

I.D.O.T. TRAFFIC SIGNAL INSTALLATION ELECTRICAL SERVICE REQUIREMENTS					
TYPE	NO. OF LAMPS	WATTAGE		% OPERATIONS	TOTAL WATTAGE
		INCAND.	LED		
SIGNAL (RED)	10	135	17	0.50	675.0
(YELLOW)	10	135	25	0.25	337.5
(GREEN)	10	135	15	0.25	337.5
ARROW	8	135	12	0.10	108.0
PED. SIGNAL	0	90	25	1.00	0.0
CONTROLLER	1	100	100	1.00	100.0
ILLUM. SIGN	0	252		0.05	0.0
FLASHER	0			0.05	0.0
ENERGY COSTS TO:					TOTAL = 1558.0
CITY OF NAPERVILLE					
400 SOUTH EAGLE STREET P.O. BOX 3020 / NAPERVILLE, ILLINOIS 60566					
ENERGY SUPPLY: CONTACT: _____ PHONE: 630-420-6131 COMPANY: DEPT. OF PUBLIC UTILITIES - ELECTRIC					

REVISIONS	
NAME	DATE

**INTERSECTION IMPROVEMENT
WASHINGTON STREET - 75th STREET
TEMP. CABLE PLAN AND TEMP.
PHASE DESIGNATION DIAGRAM
STAGES 1, 1A, 1B, 2, 2A, AND 3
WASHINGTON STREET AND HOBSON ROAD**

CONSULTANT
TYLIN INTERNATIONAL

City of **Naperville**

DRAWN:	SHEET NO.
CHECKED:	
APPROVED:	
DATE: APRIL 11, 2008	
SCALE: N.T.S.	
JOB NO.: P-9I-494-00	PROJECT NO.: M-CMM-7003 (985)

4/11/2008 2:04:13 PM