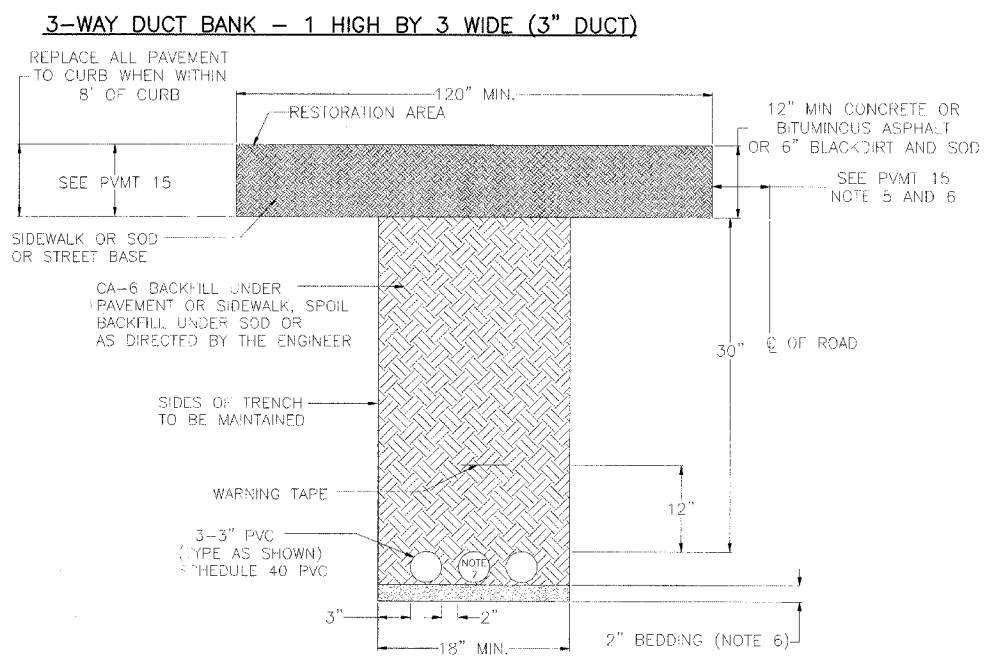
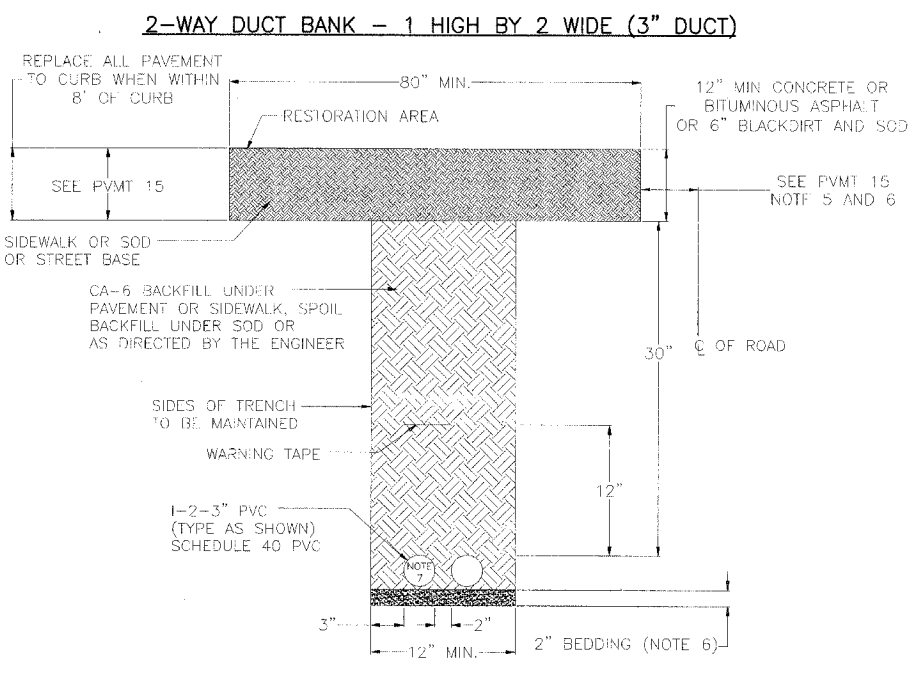
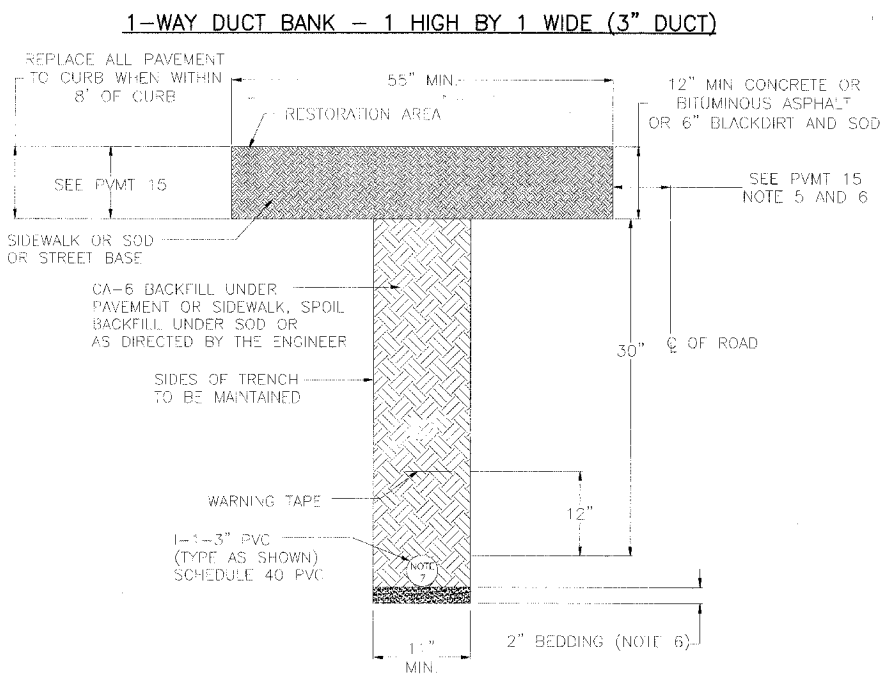


F.A. RTE. 2552	SECTION 00-0014-00-PV	COUNTY DUPAGE	TOTAL SHEETS 563	SHEET NO. 260
STA. TO STA.		FED. ROAD DIST. NO. ILLINOIS FED. AID PROJECT CONTRACT 63024		



SPOIL BACK FILL PAY ITEM IS EARTH EXCAVATION SPECIAL
SECTION A-A

NOTE:
1) ALL CONDUIT RUNS ARE ASSEMBLED IN FIELD.
2) INSTALL 1/8" DIA. (PULLING) NYLON ROPE IN EACH DUCT.
3) ALL CABLES BY OTHERS.
4) CONDUIT ALL OTHER MATERIALS INCLUDING GLUE, COUPLINGS AND MANHOLE ENTRANCES FURNISHED BY CITY OF NAPERVILLE AND INSTALLED BY CONTRACTOR.
5) INSTALL BEDDING FA-2 OR CA-6.
6) INSTALL MULE TAPE OR #12 COPPER WIRE THIN IN THIS DUCT ONLY.
7) CONTRACTOR TO INSTALL DUCT RUN PER C30-1900.

CITY OF NAPERVILLE
DEPARTMENT OF PUBLIC UTILITIES-ELECTRIC
TYPICAL CONDUIT SECTION A-A
75TH STREET
APPROXIMATE LENGTH = (NONE) CONCRETE ENCASE SPOIL BACKFILL
APPROXIMATE LENGTH = (NONE) CONCRETE ENCASE CA-6 BACKFILL
APPROXIMATE LENGTH = 80 FEET (FA2 ENCASED) SPOIL BACKFILL
APPROXIMATE LENGTH = (NONE) (FA2 ENCASED) CA-6 BACKFILL

SPOIL BACK FILL PAY ITEM IS EARTH EXCAVATION SPECIAL
SECTION B-B

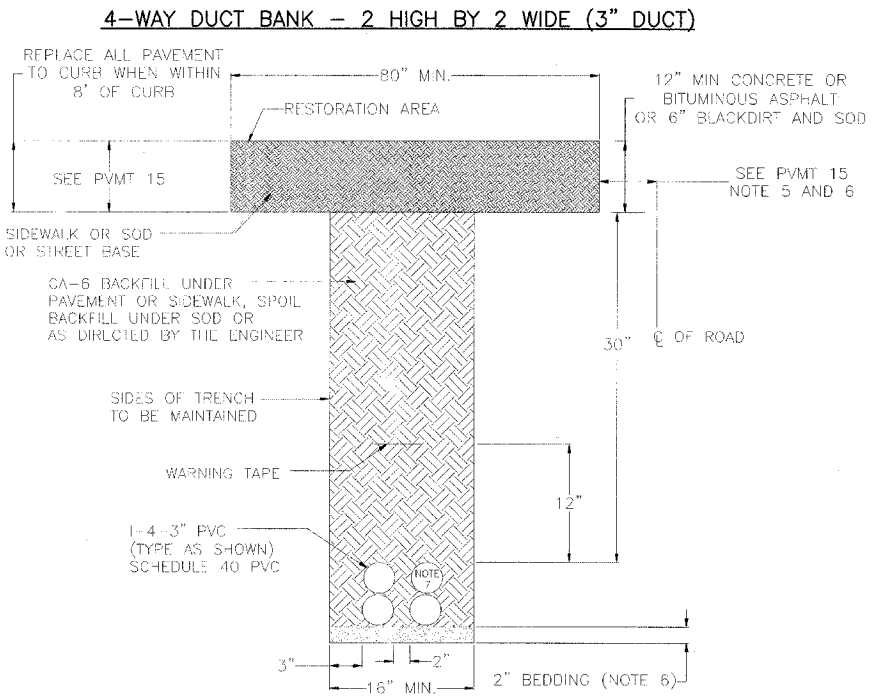
NOTE:
1) ALL CONDUIT RUNS ARE ASSEMBLED IN FIELD.
2) INSTALL 1/8" DIA. (PULLING) NYLON ROPE IN EACH DUCT.
3) ALL CABLES BY OTHERS.
4) CONDUIT ALL OTHER MATERIALS INCLUDING GLUE, COUPLINGS AND MANHOLE ENTRANCES FURNISHED BY CITY OF NAPERVILLE AND INSTALLED BY CONTRACTOR.
5) INSTALL BEDDING FA-2 OR CA-6.
6) INSTALL MULE TAPE OR #12 COPPER WIRE THIN IN THIS DUCT ONLY.
7) CONTRACTOR TO INSTALL DUCT RUN PER C30-1900.

CITY OF NAPERVILLE
DEPARTMENT OF PUBLIC UTILITIES-ELECTRIC
TYPICAL CONDUIT SECTION B-B
75TH STREET
APPROXIMATE LENGTH = (NONE) CONCRETE ENCASE SPOIL BACKFILL
APPROXIMATE LENGTH = (NONE) CONCRETE ENCASE CA-6 BACKFILL
APPROXIMATE LENGTH = 970 FEET (FA2 ENCASED) SPOIL BACKFILL
APPROXIMATE LENGTH = (NONE) (FA2 ENCASED) CA-6 BACKFILL

SPOIL BACK FILL PAY ITEM IS EARTH EXCAVATION SPECIAL
SECTION C-C

NOTE:
1) ALL CONDUIT RUNS ARE ASSEMBLED IN FIELD.
2) INSTALL 1/8" DIA. (PULLING) NYLON ROPE IN EACH DUCT.
3) ALL CABLES BY OTHERS.
4) CONDUIT ALL OTHER MATERIALS INCLUDING GLUE, COUPLINGS AND MANHOLE ENTRANCES FURNISHED BY CITY OF NAPERVILLE AND INSTALLED BY CONTRACTOR.
5) INSTALL BEDDING FA-2 OR CA-6.
6) INSTALL MULE TAPE OR #12 COPPER WIRE THIN IN THIS DUCT ONLY.
7) CONTRACTOR TO INSTALL DUCT RUN PER C30-1900.

CITY OF NAPERVILLE
DEPARTMENT OF PUBLIC UTILITIES-ELECTRIC
TYPICAL CONDUIT SECTION C-C
75TH STREET
APPROXIMATE LENGTH = (NONE) CONCRETE ENCASE SPOIL BACKFILL
APPROXIMATE LENGTH = (NONE) CONCRETE ENCASE CA-6 BACKFILL
APPROXIMATE LENGTH = 120 FEET (FA2 ENCASED) SPOIL BACKFILL
APPROXIMATE LENGTH = (NONE) (FA2 ENCASED) CA-6 BACKFILL



SPOIL BACK FILL PAY ITEM IS EARTH EXCAVATION SPECIAL
SECTION D-D

NOTE:
1) ALL CONDUIT RUNS ARE ASSEMBLED IN FIELD.
2) INSTALL 1/8" DIA. (PULLING) NYLON ROPE IN EACH DUCT.
3) ALL CABLES BY OTHERS.
4) CONDUIT ALL OTHER MATERIALS INCLUDING GLUE, COUPLINGS AND MANHOLE ENTRANCES FURNISHED BY CITY OF NAPERVILLE AND INSTALLED BY CONTRACTOR.
5) INSTALL BEDDING FA-2 OR CA-6.
6) INSTALL MULE TAPE OR #12 COPPER WIRE THIN IN THIS DUCT ONLY.
7) CONTRACTOR TO INSTALL DUCT RUN PER C30-1900.

CITY OF NAPERVILLE
DEPARTMENT OF PUBLIC UTILITIES-ELECTRIC
TYPICAL CONDUIT SECTION D-D
75TH STREET
APPROXIMATE LENGTH = (NONE) CONCRETE ENCASE SPOIL BACKFILL
APPROXIMATE LENGTH = 50 FEET CONCRETE ENCASE CA-6 BACKFILL
APPROXIMATE LENGTH = 15 FEET (FA2 ENCASED) SPOIL BACKFILL
APPROXIMATE LENGTH = (NONE) (FA2 ENCASED) CA-6 BACKFILL

- RESTORATION BY ELECTRICAL CONTRACTOR IS TEMPORARY, AND SHALL BE MAINTAINED BY THE ELECTRICAL CONTRACTOR UNTIL FINAL RESTORATION BY ROAD CONTRACTOR. (UNLESS NOTED)
- ROUGH GRADE AREA TO WITH IN 4" OF FINAL GRADE.
- ELECTRICAL CONTRACTOR TO COORDINATE WITH RESIDENT ENGINEER.

WF# INFORMATION		
WF# 59481	WASHINGTON ST. 75TH TO OLYMPUS DR. EAST SIDE	JOB 1 EU-73
WF# 59482	75TH WASHINGTON ST. TO OLYMPUS DR. NORTH SIDE	JOB 2 EU-73
WF# 59484	75TH WASHINGTON ST. TO CLYDE DR. SOUTH SIDE	JOB 3 EU-73
WF# 59485	WASHINGTON ST. 75TH TO BAILEY RD. EAST SIDE	JOB 4 EU-73

CITY OF NAPERVILLE/DEPARTMENT OF PUBLIC UTILITIES - ELECTRIC			
CALL J.U.L.I.E. 48 HRS. PRIOR TO CONSTRUCTION			
PROJECT TITLE 75TH ST. AND WASHINGTON ST. ROAD IMPROVEMENTS	MAP NO.: -	CAD FILE: 0056270001D19.DWG	
PROJECT DESCRIPTION TRENCH SECTION DETAILS	DRAWN BY: JK, Fm	PROJECT NO.: E172-00-03	DATE: E173
DATE 4-01 08	WORK REQUEST NO. 56270	CHKD:	COMPLETED BY:
ISSUED	APPR:	SBC:	SCALE: NTS
ENGINEER RPS	APR:	SCALE: NTS	SHEET 19 OF 73
REVISION	1	2	3