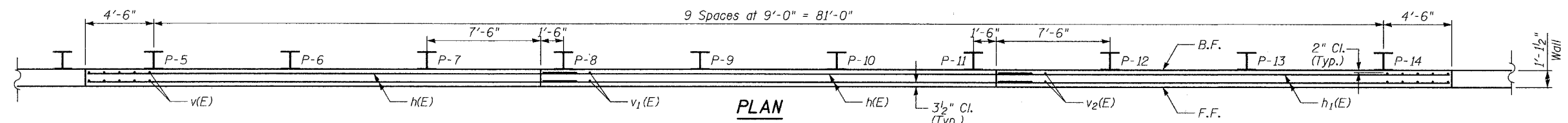
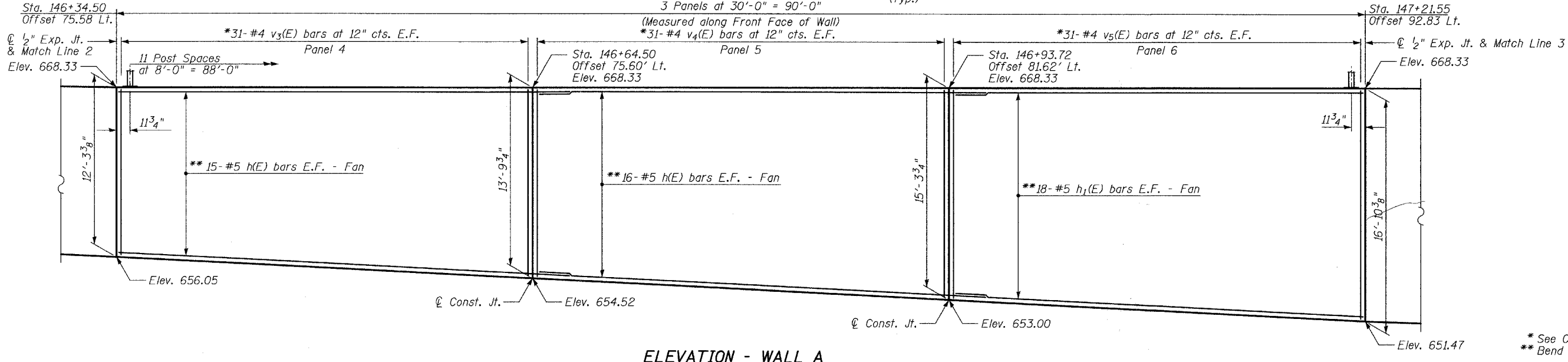


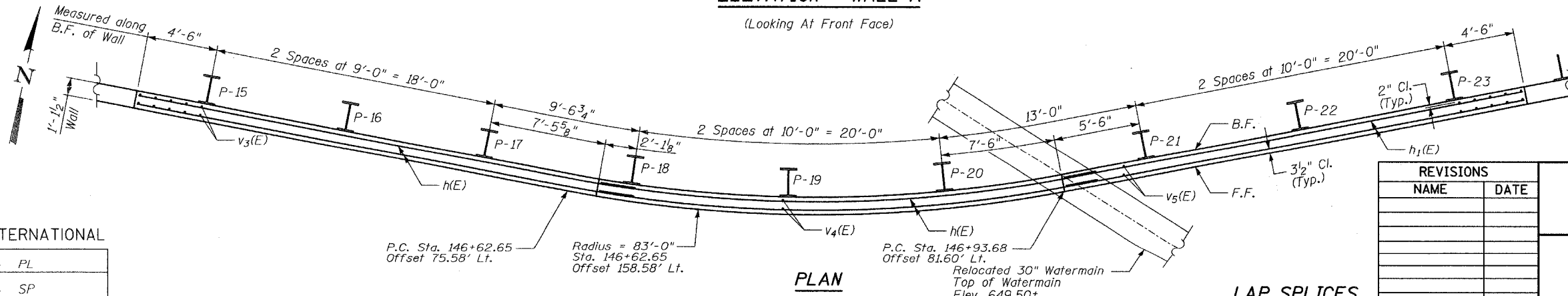
ELEVATION - WALL A
(Looking At Front Face)



PLAN



ELEVATION - WALL A
(Looking At Front Face)



PLAN

NOTES:

1. B.F. denotes Back Face.
2. E.F. denotes Each Face.
3. F.F. denotes Front Face.
4. Work this sheet with Sheets 3 and 5 of 18.
5. Offsets are measured from the C 75th St. to the front face of wall.
6. See Sheet 13 of 18 for limits of architectural finish.
7. See Sheet 15 of 18 for railing details.

**WALL A
PLAN & ELEVATION
STA. 52+22.58 TO STA. 53+12.58**

WASHINGTON - 75TH STREET
F.A.U. ROUTE 2552
SECTION 00-00114-00-PV
DUPAGE COUNTY

REVISIONS	
NAME	DATE

LAP SPLICES

Bar	Lap
#5	2'-2"

TYLIN INTERNATIONAL

DESIGNED	- PL
CHECKED	- SP
DRAWN	- PL
CHECKED	- SP