F.A.U. ROUTE NO.	SECTION	COUNTY	TOTAL SHEETS	SHEET NO.
2552	*	DUPAGE	563	384
FED. ROAD DIST. NO.	ILLINOIS	FED. AID PROJECT-		

SHEET NO. - 5
18 - SHEETS

* 00-00114-00-PV CONTRACT NO. 63024

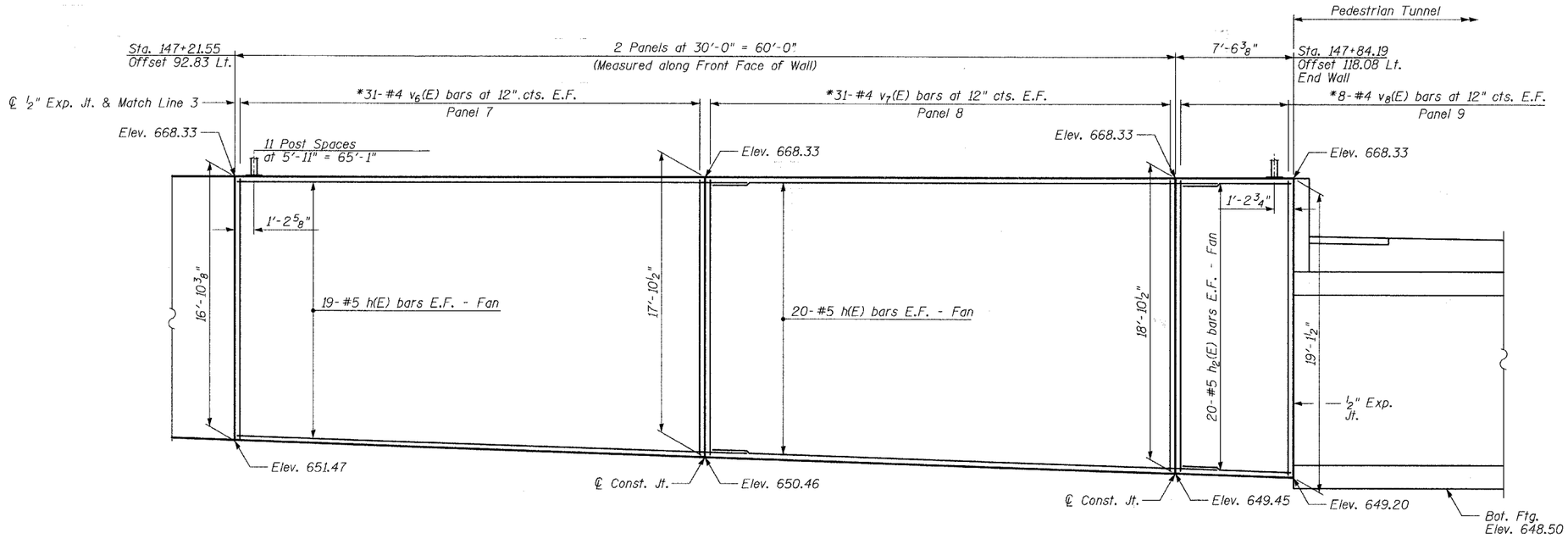

* See Cutting Diagram.

ELEVATION - WALL A

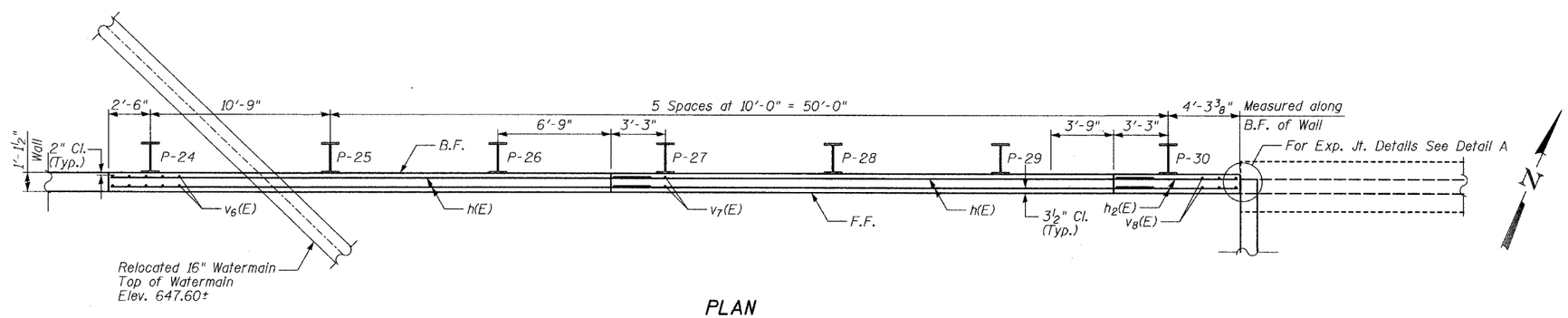

PLAN

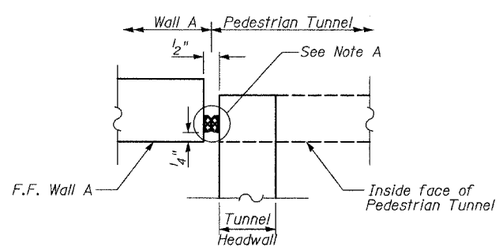

DETAIL A

(Exxagerated for clarity)

Note A:
Preformed Joint Seal (6" from top of wall to top of tunnel footing). Cost included with Concrete Structures. See Special Provisions for details.

LAP SPLICES

Bar	Lap
#5	2'-2"

NOTES:

1. B.F. denotes Back Face.
2. E.F. denotes Each Face.
3. F.F. denotes Front Face.
4. Work this sheet with Sheets 3 and 4 of 18.
5. Offsets are measured from the ℄ 75th St. to the front face of wall.
6. See Sheet 13 of 18 for limits of architectural finish.
7. See Sheet 15 of 18 for railing details.

REVISIONS	
NAME	DATE

WALL A
PLAN & ELEVATION
STA. 54+05.26 TO STA. 54+72.79

WASHINGTON - 75TH STREET
F.A.U. ROUTE 2552
SECTION 00-00114-00-PV
DUPAGE COUNTY

TYLIN INTERNATIONAL

DESIGNED -	PL
CHECKED -	SP
DRAWN -	PL
CHECKED -	SP