F.A.U. ROUTE NO.	SECTION	COUNTY	TOTAL SHEETS	SHEET NO.
2552	•	DUPAGE	563	401
FED. ROAD DIST. NO.		ILLINOIS	FED. AID PROJECT-	

SHEET NO. - 4
13 - SHEETS

• 00-00114-00-PV CONTRACT NO. 63024

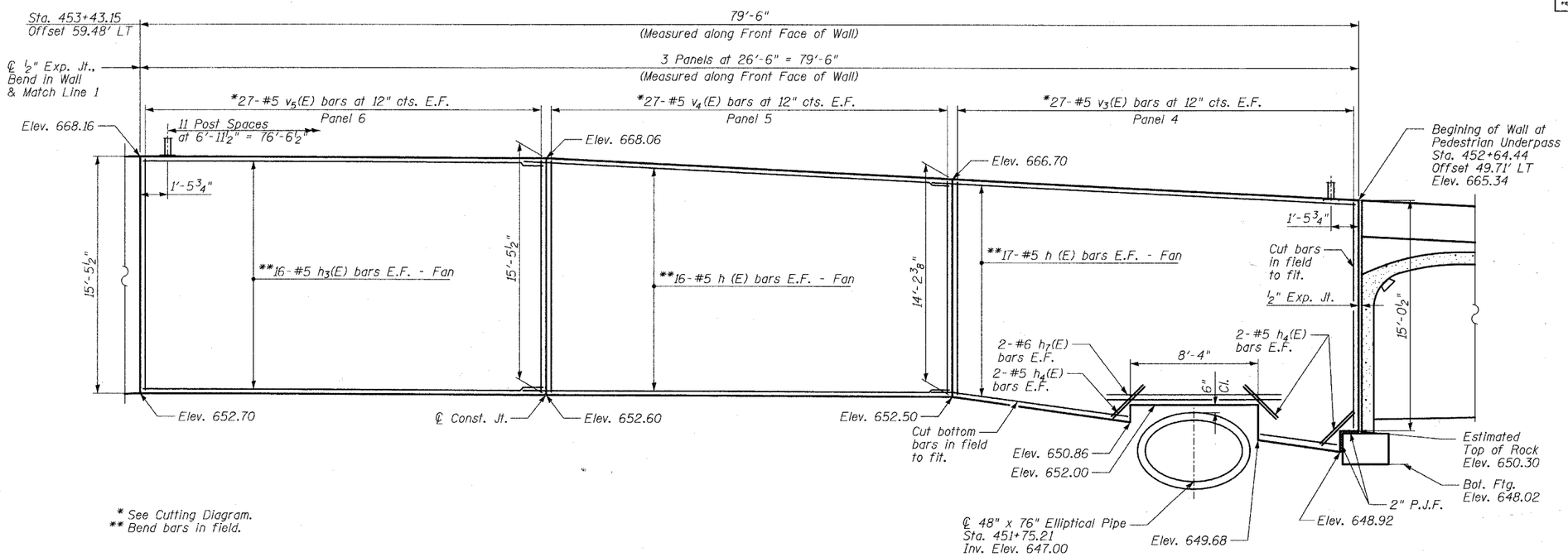

* See Cutting Diagram.
** Bend bars in field.

ELEVATION

(Looking At Front Face)

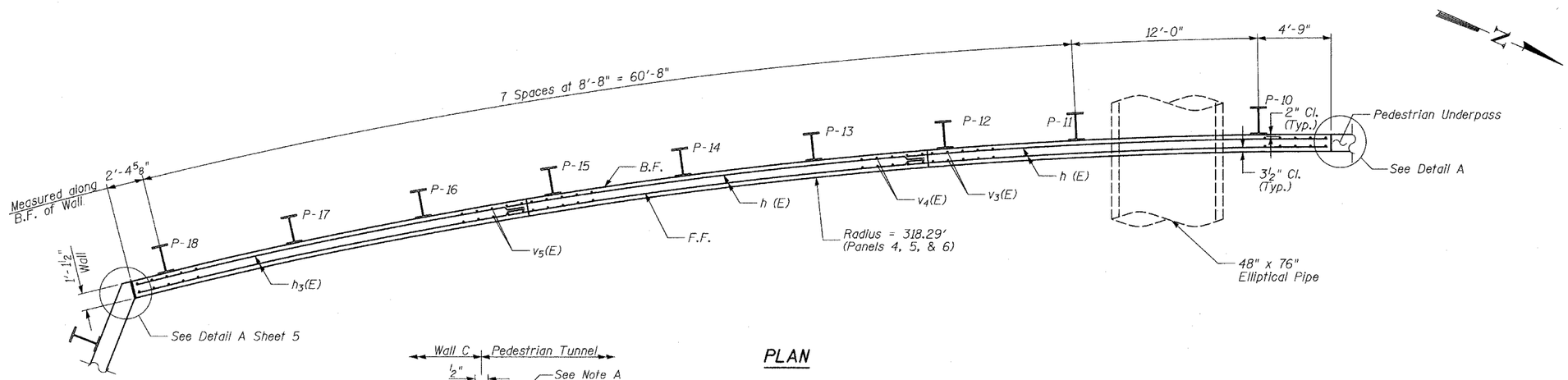

PLAN

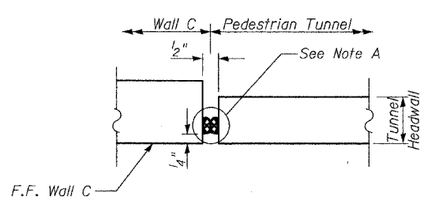

DETAIL A

(Exxagerated for clarity)

Note A:
Preformed Joint Seal (6" from top of wall to top of tunnel footing). Cost included with Concrete Structures. See Special Provisions for details.

LAP SPLICES

Bar	Lap
#5	2'-2"

NOTES:

1. B.F. denotes Back Face.
2. E.F. denotes Each Face.
3. F.F. denotes Front Face.
4. Work this sheet with Sheets 3 & 5 of 13.
5. Pile spacing measured along back face of wall.
6. Offsets are measured from the ℄ NB Washington St. to the front face of wall.
7. See Sheet 8 of 13 for limits of architectural finish.
8. See Sheet 11 of 13 for railing details.

TYLIN INTERNATIONAL

DESIGNED	- TB
CHECKED	- SP
DRAWN	- TB
CHECKED	- SP

REVISIONS	
NAME	DATE

WALL C
PLAN & ELEVATION
STA. 452+64.44 TO STA. 453+43.15

WASHINGTON - 75TH STREET
F.A.U. ROUTE 2552
SECTION 00-00114-00-PV
DUPAGE COUNTY