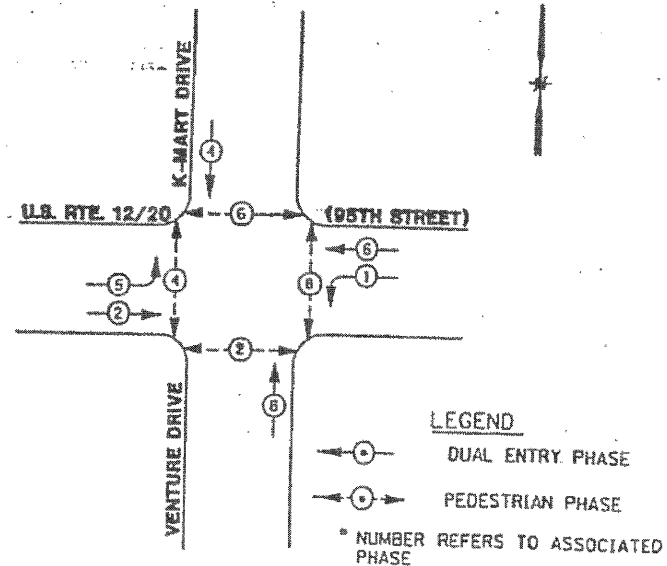


CONTROLLER SEQUENCE IV

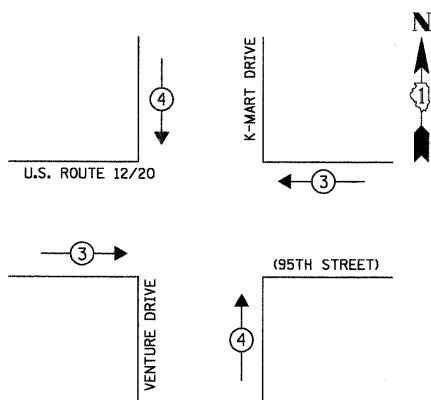
REFERRING TO STANDARD 2393, THE VEHICULAR AND PEDESTRIAN PHASES USED ARE DESIGNATED BELOW.



PHASE DESIGNATION DIAGRAM

DUAL ENTRY - ALL LEGS
PROTECTED/PERMITTED LEFT TURN PHASING

EMERGENCY VEHICLE PREEMPTION SEQUENCE



PROPOSED EMERGENCY VEHICLE PREEMPTORS

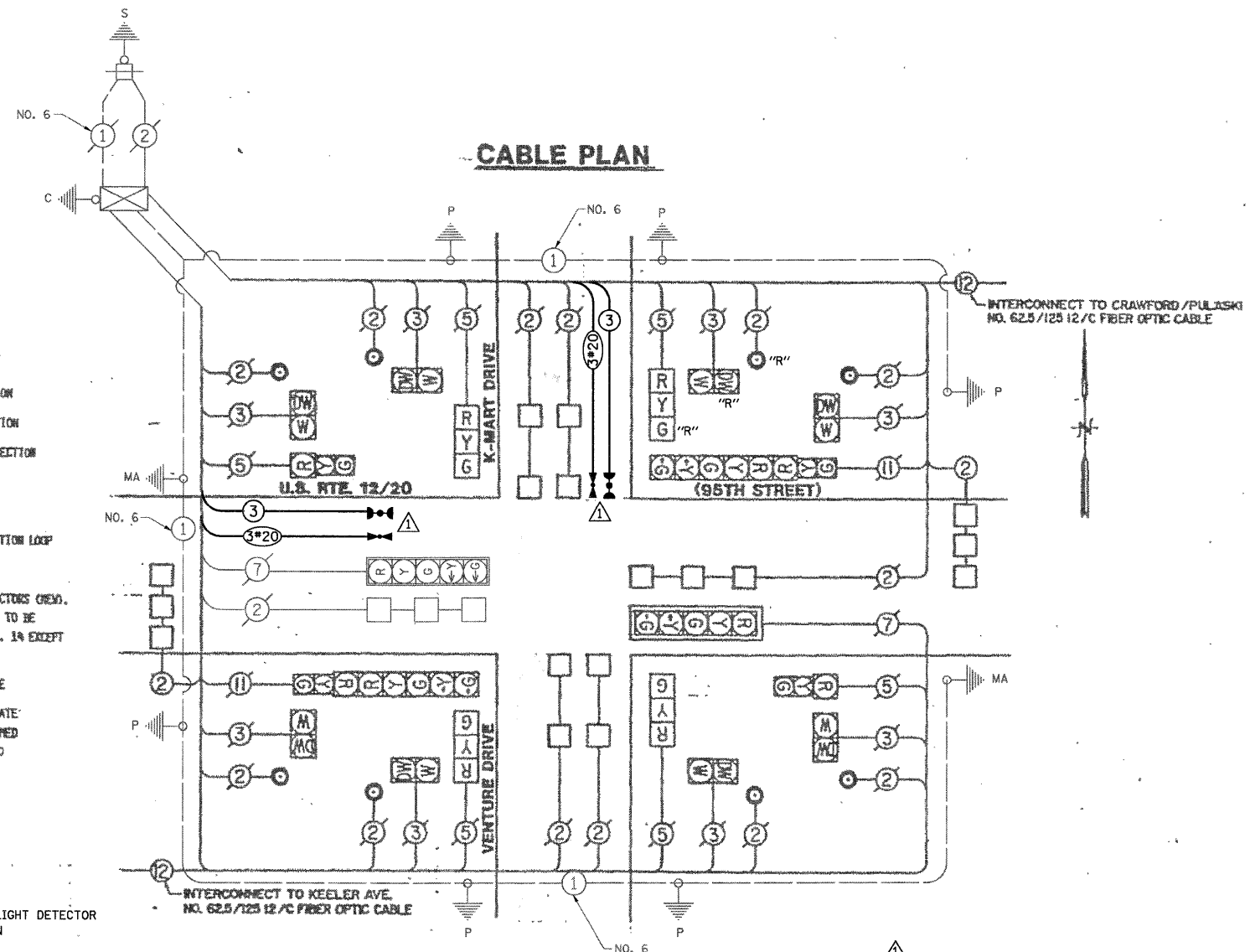
| | | |
|-----------------------------|-----|-----|
| EMERGENCY VEHICLE PREEMPTOR | 3 | 4 |
| MOVEMENT | ← → | ↑ ↓ |



RESTORATION OF WORK AREA. RESTORATION OF THE TRAFFIC SIGNAL WORK AREA SHALL BE INCIDENTAL TO THE RELATED PAY ITEM SUCH AS FOUNDATION, CONDUIT, HANDHOLE, TRENCH AND BACKFILL, ETC., AND NO EXTRA COMPENSATION SHALL BE ALLOWED. ALL ROADWAY SURFACES SUCH AS SHOULDERS, MEDIANS, SIDEWALKS, PAVEMENT, ETC. SHALL BE REPLACED IN KIND. ALL DAMAGE TO MOWED LAWNS SHALL BE REPLACED WITH AN APPROVED SOD, AND ALL DAMAGE TO UNMOWED FIELDS SHALL BE SEEDING IN ACCORDANCE WITH STANDARD SPECIFICATIONS 252 AND 250 RESPECTIVELY.

- CABLE PLAN LEGEND**
- 8" TRAFFIC SIGNAL SECTION
 - 12" TRAFFIC SIGNAL SECTION
 - 12" PEDESTRIAN SIGNAL SECTION
 - CONTROLLER
 - SERVICE INSTALLATION
 - VEHICLE DETECTOR, INDUCTION LOOP
 - PRESUMPTION DETECTOR
 - INDICATES NUMBER OF CONDUCTORS (REQD). ALL 100' DETECTOR CABLE TO BE SHIELDED. ALL CABLE NO. 14 EXCEPT AS INDICATED.
 - INDICATES EXISTING CABLE
 - SIGNAL FACE WITH BACKPLATE: "R" INDICATES PROGRAMMED "L" INDICATES LOWERED
 - EXISTING SIGNAL SECTION
 - MAGNETIC DETECTOR
 - OPTICAL DETECTOR
 - EMERGENCY VEHICLE LIGHT DETECTOR CONFIRMATION BEACON RELOCATED

CABLE PLAN



SCHEDULE OF QUANTITIES

| ITEM | UNIT | TOTAL |
|---|------|-------|
| MAINTENANCE OF EXISTING TRAFFIC SIGNAL INSTALLATION | EACH | 1 |
| ELECTRIC CABLE IN CONDUIT, SIGNAL NO. 14 3C | FOOT | 214 |
| TRAFFIC SIGNAL POST, GALVANIZED STEEL 18 FT. | EACH | 1 |
| LIGHT DETECTOR | EACH | 2 |
| LIGHT DETECTOR AMPLIFIER | EACH | 1 |
| RELOCATE EXISTING SIGNAL HEAD | EACH | 1 |
| RELOCATE EXISTING PEDESTRIAN SIGNAL HEAD | EACH | 1 |
| RELOCATE EXISTING PEDESTRIAN PUSH-BUTTON | EACH | 1 |
| MODIFY EXISTING CONTROLLER CABINET | EACH | 1 |
| REMOVE EXISTING TRAFFIC SIGNAL EQUIPMENT | EACH | 1 |
| ELECTRIC CABLE IN CONDUIT NO. 20 3/C, TWISTED, SHIELDED | FOOT | 214 |
| TRAFFIC CONTROL AND PROTECTION, STANDARD 701701 | EACH | 1 |

THE EMERGENCY VEHICLE PREEMPTION EQUIPMENT FOR THIS PROJECT SHALL BE "3M OPTICOM" TO MATCH THE EXISTING SYSTEM AND MUNICIPAL REQUIREMENTS

INSTALLATION OF EMERGENCY VEHICLE PREEMPTION

CHRISTOPHER B. BURKE ENGINEERING LTD.
9575 West Higgins Road, Suite 600
Rosemont, Illinois 60018
(847) 823-0500

I.D.O.T. TRAFFIC SIGNAL INSTALLATION ELECTRICAL SERVICE REQUIREMENTS

| TYPE | NO. OF LAMPS | WATTAGE X INCAND. | LED % OPERATION | TOTAL WATTAGE |
|--------------|--------------|-------------------|-----------------|---------------|
| SIGNAL (RED) | 12 | 135 | 0.50 | 810.00 |
| (YELLOW) | 12 | 135 | 0.25 | 405.00 |
| (GREEN) | 12 | 135 | 0.25 | 405.00 |
| ARROW | 8 | 135 | 0.10 | 108.00 |
| PED. SIGNAL | 8 | 90 | 1.00 | 720.00 |
| CONTROLLER | 1 | 100 | 1.00 | 100.00 |
| ILLUM. SIGN | - | 252 | 0.05 | - |
| FLASHER | - | - | 0.50 | - |

ENERGY COSTS TO: TOTAL = 2548.00

ILLINOIS DEPARTMENT OF TRANSPORTATION
DIVISION OF HIGHWAY/DISTRICT 1
201 WEST CENTER COURT/SCHAUMBURG, ILLINOIS 60196-1096
ENERGY SUPPLY: CONTACT: MILTON RAY
PHONE: (708) 235-2315
COMPANY: COMED

| FOUNDATION (DEPTH) | FT. (m) | CABLE SLACK | FT. (m) | VERTICAL | FT. (m) |
|--------------------|----------|------------------|-----------|-------------------|--------------|
| TYPE A - POST | 4 (1.2) | HANDHOLE | 6.5 (2.0) | ALL FOUNDATIONS | 3.5 (1.0) |
| D - CONTROLLER | 4 (1.2) | DOUBLE HANDHOLE | 13 (4.0) | MAST ARM (L) POLE | 20'+L-2= |
| E - M. ARM POLE | | SIGNAL POST | 2 (1.0) | | (6m+L-0.6m)= |
| 24" (600mm) | 10 (3.0) | CONTROLLER CAB. | 1 (0.5) | BRACKET MOUNTED | 13 (4.0) |
| 30" (750mm) | 15 (4.6) | FIBER OPTIC | 13 (4.0) | PED. PUSHBUTTON | 4 (1.2) |
| 36" (900mm) | 15 (4.6) | ELECTRIC SERVICE | 1 (0.5) | ELECTRIC SERVICE | 13.5 (4.1) |
| | | GROUND CABLE | 1 (0.5) | SERVICE TO GROUND | 13.5 (4.1) |
| | | | | POST MOUNTED | 6 (1.8) |

REVISIONS

| NAME | DATE |
|------|---------|
| CBEL | 3/20/08 |

DEPARTMENT OF TRANSPORTATION
U.S. RTE. 12/20 (95TH ST.)
CABLE PLAN
SCHEDULE OF QUANTITIES

U.S. 12/20 @ K-MART/VENTURE
DATE 10/27/93
DRAWN BY C.B.S.
CHECKED BY R.A.C.