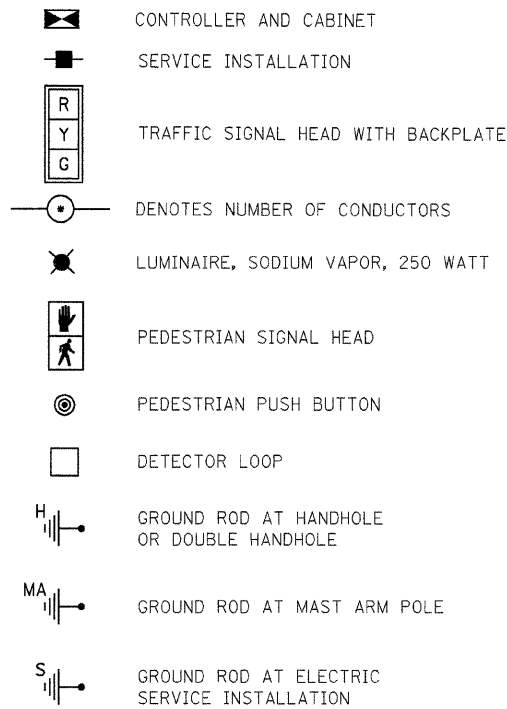


**SCHEDULE OF QUANTITIES**

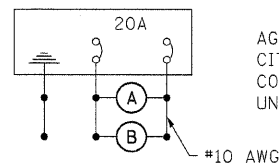
DESCRIPTION	UNIT	QUANTITY
SERVICE INSTALLATION, TYPE B	EACH	1
HANDHOLE, PORTLAND CEMENT CONCRETE	EACH	5
DOUBLE HANDHOLE, PORTLAND CEMENT CONCRETE	EACH	1
LUMINAIRE, SODIUM VAPOR, HOR. MOUNT, 250 WATT	EACH	2
FULL-ACTUATED CONTROLLER AND TYPE V CABINET, SPECIAL	EACH	1
MASTER CONTROLLER	EACH	1
TRANSCEIVER - FIBER OPTIC	EACH	1
TRAFFIC SIGNAL BACKPLATE, LOUVERED, FORMED PLASTIC	EACH	24
INDUCTIVE LOOP DETECTOR	EACH	10
DETECTOR LOOP, TYPE 1	FT.	1148
PEDESTRIAN PUSH-BUTTON	EACH	8
TEMPORARY TRAFFIC SIGNAL INSTALLATION	EACH	1
REMOVE EXISTING TRAFFIC SIGNAL EQUIPMENT	EACH	1
REMOVE EXISTING HANDHOLE	EACH	3
REMOVE EXISTING CONCRETE FOUNDATION	EACH	9
SIGN PANEL - TYPE 1	SQ. FT.	16
SIGN PANEL - TYPE 2	SQ. FT.	42.5
CONDUIT IN TRENCH 1 IN. DIA., PVC	FT.	96
CONDUIT IN TRENCH 2 IN. DIA., PVC	FT.	418
CONDUIT IN TRENCH 3 IN. DIA., PVC	FT.	51
CONDUIT IN TRENCH 4 IN. DIA., PVC	FT.	16
CONDUIT PUSHED, 2 IN. DIA., PVC	FT.	46
CONDUIT PUSHED, 4 IN. DIA., GALVANIZED STEEL	FT.	263
TRENCH AND BACKFILL FOR ELECTRICAL WORK	FT.	565
ELECTRIC CABLE IN CONDUIT, 600V (XLP-TYPE USE) 1/C NO. 10	FT.	980
ELECTRIC CABLE IN CONDUIT, 600V (EPR-TYPE RHW) 1/C NO. 6 GROUND	FT.	112
ELECTRIC CABLE IN CONDUIT, SIGNAL NO. 14 2/C	FT.	1062
ELECTRIC CABLE IN CONDUIT, SIGNAL NO. 14 3/C	FT.	1078
ELECTRIC CABLE IN CONDUIT, SIGNAL NO. 14 5/C	FT.	2287
ELECTRIC CABLE IN CONDUIT, SIGNAL NO. 14 7/C	FT.	704
ELECTRIC CABLE IN CONDUIT, SERVICE, NO. 6 2C	FT.	35
ELECTRIC CABLE IN CONDUIT, LEAD-IN, NO. 14, 1-PAIR	FT.	1572
STEEL MAST ARM ASSEMBLY AND POLE 32 FT.	EACH	1
STEEL MAST ARM ASSEMBLY AND POLE 34 FT.	EACH	1
STEEL COMBINATION MAST ARM ASSEMBLY AND POLE 44 FT.	EACH	1
STEEL COMBINATION MAST ARM ASSEMBLY AND POLE 55 FT.	EACH	1
CONCRETE FOUNDATION, TYPE C	FT.	3.5
CONCRETE FOUNDATION, TYPE E 30 IN. DIAMETER	FT.	50
LIGHTING CONTROLLER, SPECIAL	EACH	1
SIGNAL HEAD, POLYCARBONATE, LED, 1-FACE, 3-SECTION, BRACKET MOUNTED	EACH	4
SIGNAL HEAD, POLYCARBONATE, LED, 1-FACE, 3-SECTION, MAST ARM MOUNTED	EACH	8
SIGNAL HEAD, POLYCARBONATE, LED, 1-FACE, 5-SECTION, BRACKET MOUNTED	EACH	2
SIGNAL HEAD, POLYCARBONATE, LED, 1-FACE, 5-SECTION, MAST ARM MOUNTED	EACH	2
PEDESTRIAN SIGNAL HEAD, POLYCARBONATE, LED, 1-FACE, BRACKET MOUNTED	EACH	8
UNINTERRUPTABLE POWER SUPPLY	EACH	1
MODIFY EXISTING CONTROLLER CABINET	EACH	1
LIGHT DETECTOR	EACH	4
LIGHT DETECTOR AMPLIFIER	EACH	1
ELECTRIC CABLE IN CONDUIT NO. 20, 3/C, TWISTED, SHIELDED	FOOT	1108

**PROPOSED CABLE DIAGRAM LEGEND**



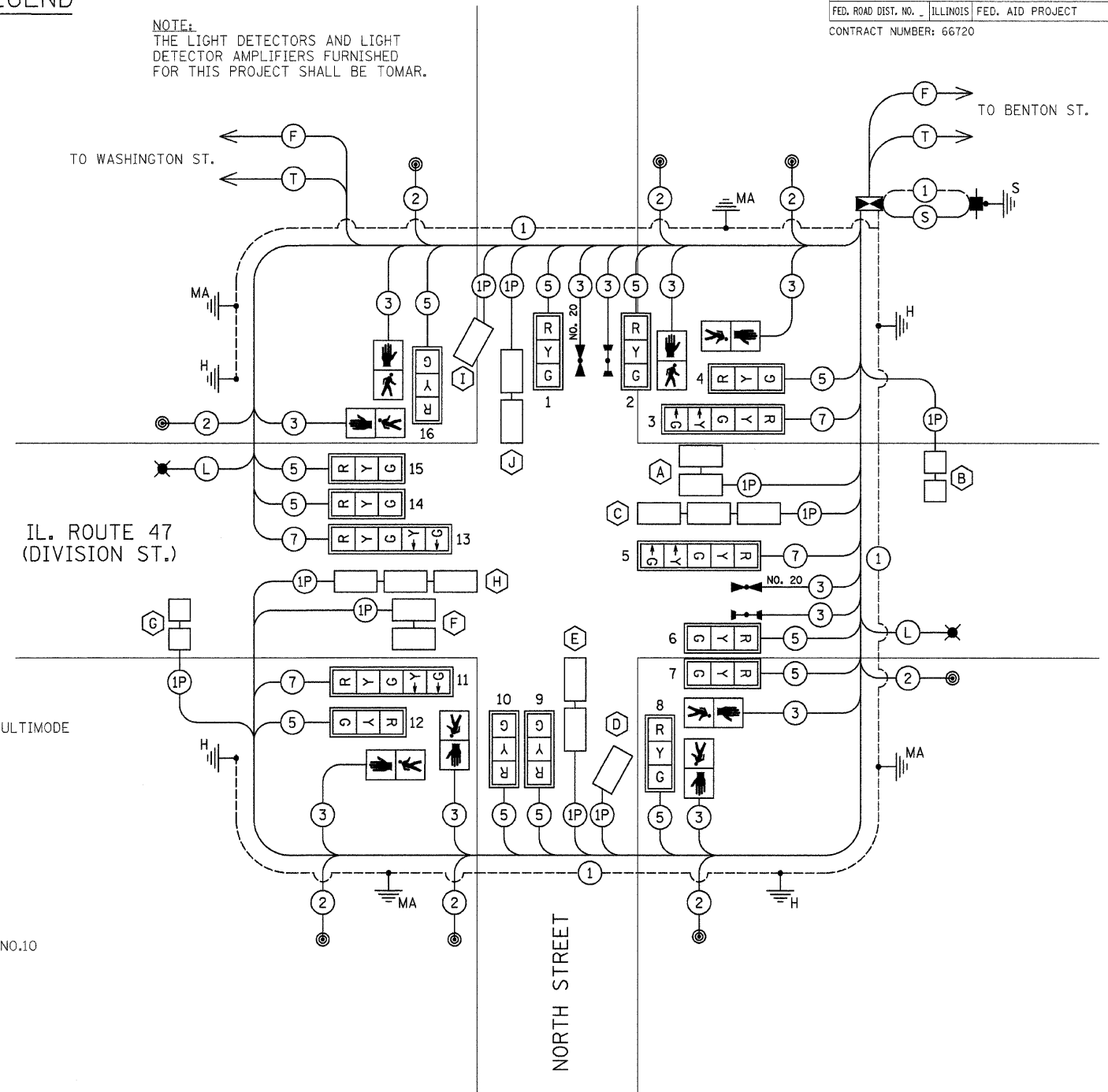
**INTERCONNECTION CABLE**

- (F) FIBER OPTIC CABLE 12 FIBER MULTIMODE AND 12 FIBER SINGLE MODE
- (T) TRACER CABLE NO. 14 1C
- (S) **SERVICE CABLE**  
ELECTRIC CABLE IN CONDUIT, SERVICE, NO.6 2C
- (L) **LIGHTING CABLE**  
600V (XLP-TYPE USE) 3 - 1/C NO.10



**LIGHTING CIRCUIT DIAGRAM**

NOTE:  
THE LIGHT DETECTORS AND LIGHT DETECTOR AMPLIFIERS FURNISHED FOR THIS PROJECT SHALL BE TOMAR.



**CABLE DIAGRAM**

CONTROLLER SPECIFIED: EAGLE EPAC

REVISIONS	
NAME	DATE

ILLINOIS DEPARTMENT OF TRANSPORTATION  
PHASE DIAGRAM, CABLE DIAGRAM  
SCHEDULE OF QUANTITIES  
IL. 47 (DIVISION ST.) / NORTH ST.

SCALE: NONE  
DATE: JANUARY 2008  
DRAWN BY: JVR  
CHECKED BY: FML