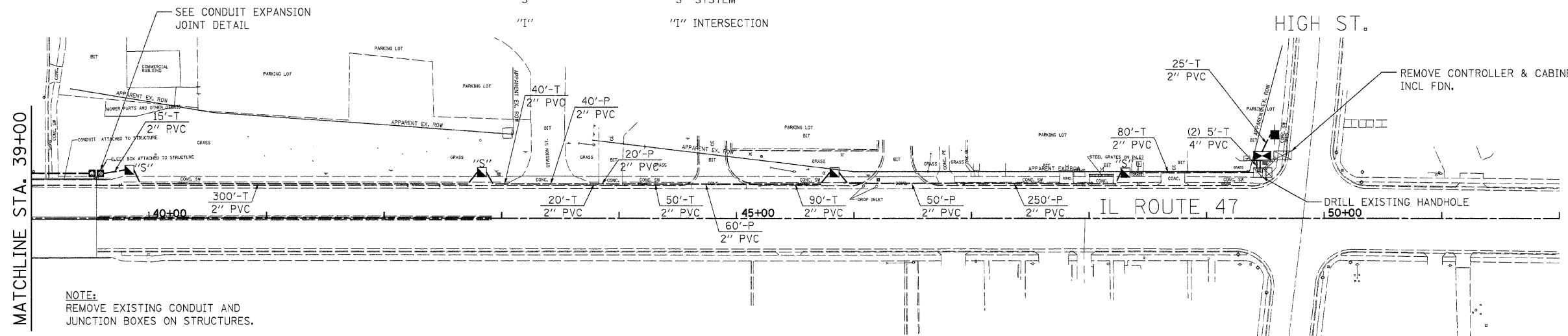


INTERCONNECT PLAN LEGEND

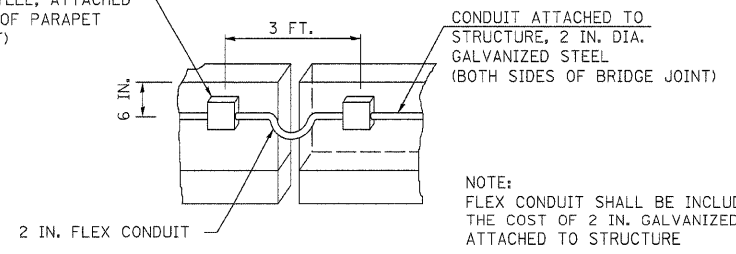
PROPOSED	EXISTING	
		CONTROLLER
		HANDHOLE
		DOUBLE HANDHOLE
		CONDUIT: "T" TRENCHED, "P" PUSHED, "AS" ATTACHED TO STRUCTURE
"S"		"S" SYSTEM
"I"		"I" INTERSECTION

NOTE:
REMOVE EXISTING CONDUIT AND
JUNCTION BOXES ON STRUCTURES.



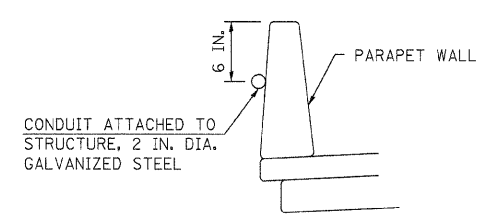
NOTE:
REMOVE EXISTING CONDUIT AND
JUNCTION BOXES ON STRUCTURES.

24 IN. X 24 IN. X 10 IN. JUNCTION BOX, STAINLESS STEEL, ATTACHED TO OUTSIDE FACE OF PARAPET WALL (2 PER JOINT)

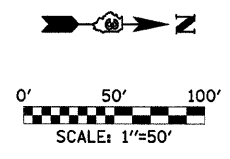


CONDUIT EXPANSION JOINT DETAIL
NOT TO SCALE

NOTE:
CONDUIT SHALL BE ATTACHED TO STRUCTURE IN ACCORDANCE WITH SECTION 8.11.03(B) OF THE STANDARD SPECIFICATIONS



CONDUIT ATTACHMENT TO STRUCTURE DETAIL
NOT TO SCALE



REVISIONS	
NAME	DATE

ILLINOIS DEPARTMENT OF TRANSPORTATION

INTERCONNECT PLAN
IL. RTE. 47 (DIVISION ST.)
SHEET 2 OF 3

SCALE: 1"=50'
DATE: JANUARY 2008

DRAWN BY: JVR
CHECKED BY: FML

\\plans\interconnect-2.dgn 2/18/2008 4:38:38 PM