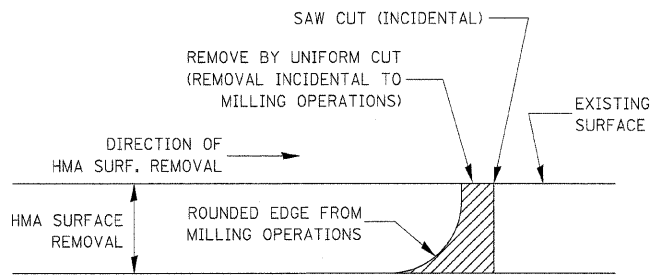


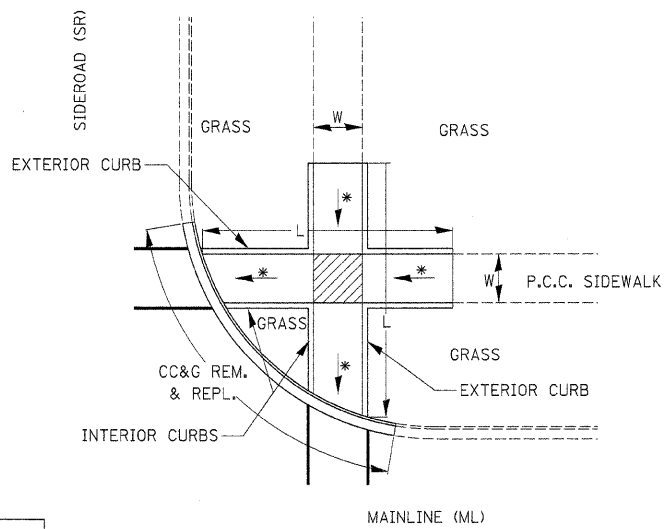
| F.A.P. RTE. | SECTION | COUNTY | TOTAL SHEETS | SHEET NO. |
|--------------------------|-----------------|---|--------------|-----------|
| 326 | (111CS) W&RS-21 | GRUNDY | 85 | 54 |
| STA. _____ TO STA. _____ | | FED. ROAD DIST. NO. _____ ILLINOIS FED. AID PROJECT | | |



NOTE:
WHEN MILLING OPERATIONS PRODUCE A ROUNDED EDGE, THEN A SAW CUT SHALL BE USED TO MANUFACTURE A PERPENDICULAR EDGE AS SHOWN IN THE DETAIL. THE ENGINEER SHALL BE THE SOLE JUDGE CONCERNING THE USE OF THIS DETAIL.

HMA DETAIL AT BUTT JOINTS

406-8

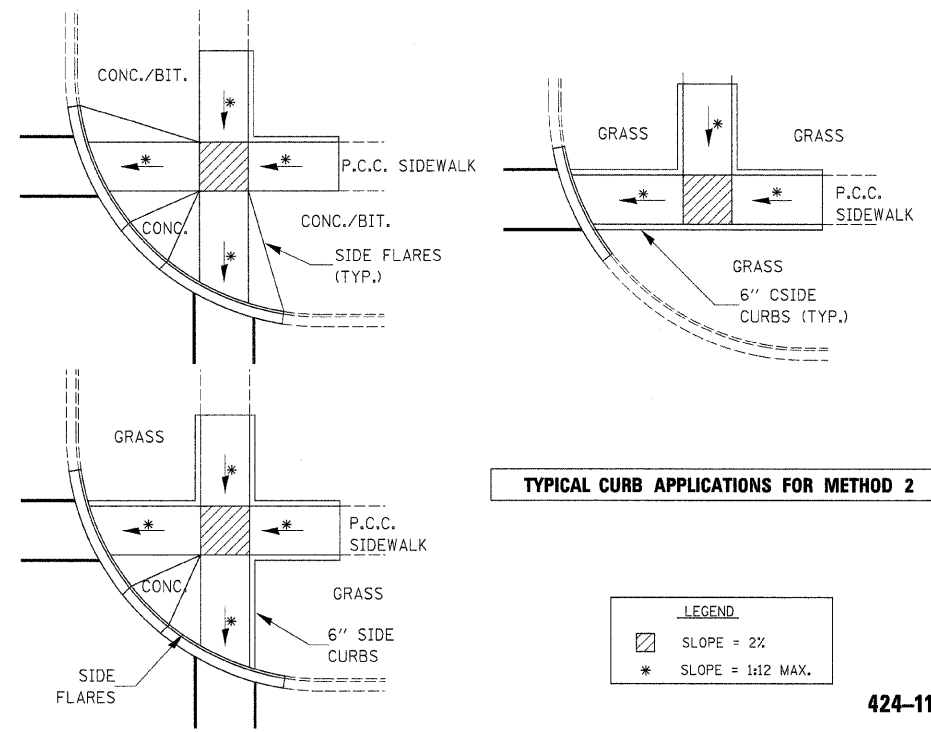


LEGEND

| | |
|---|-------------------|
| | SLOPE = 2% |
| * | SLOPE = 1:12 MAX. |

METHOD 2

**424-10
ADA SIDEWALK
ACCESSIBILITY RAMPS**

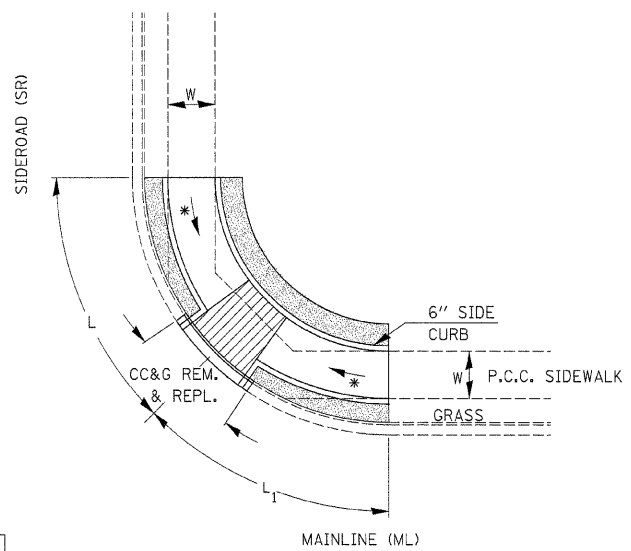


TYPICAL CURB APPLICATIONS FOR METHOD 2

LEGEND

| | |
|---|-------------------|
| | SLOPE = 2% |
| * | SLOPE = 1:12 MAX. |

424-11

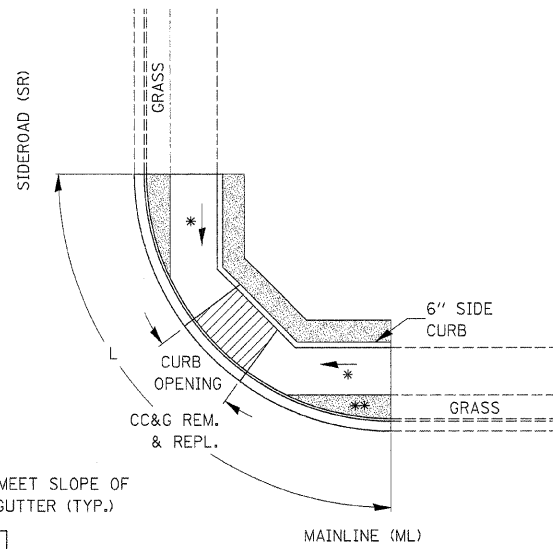


LEGEND

| | |
|---|-------------------|
| | SLOPE = 2% |
| * | SLOPE = 1:12 MAX. |

METHOD 6

**424-22
ADA SIDEWALK
ACCESSIBILITY RAMPS**



** SOD TO BE SLOPED TO MEET SLOPE OF SIDEWALK AND CURB & GUTTER (TYP.)

LEGEND

| | |
|---|-------------------|
| | SLOPE = 2% |
| * | SLOPE = 1:12 MAX. |

METHOD 6

**424-23
ADA SIDEWALK
ACCESSIBILITY RAMPS**

| REVISIONS | |
|-----------|------|
| NAME | DATE |
| | |
| | |
| | |
| | |
| | |
| | |
| | |
| | |
| | |
| | |

ILLINOIS DEPARTMENT OF TRANSPORTATION
**DISTRICT DETAILS
IL ROUTE 47
GRUNDY COUNTY**

SCALE: NTS
DATE: 09/2007

DRAWN BY: KHH
CHECKED BY: FML

PLOT DATE = #DATE\$
FILE NAME = #FILEL\$
PLOT NAME = #USER\$
USER NAME = #USER\$