F.A.P. RTE.	SECTION	EXPRESSWAYS	TOTAL SHEETS	SHEET NO.
15	6000-03/09			30A
STA.		TO STA.		
FED. ROAD DIST. NO. 7	ILLINOIS	FED. AID PROJECT		

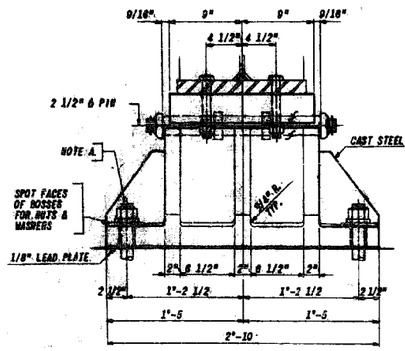

FIXED BEARING F2
15 REQ'D.

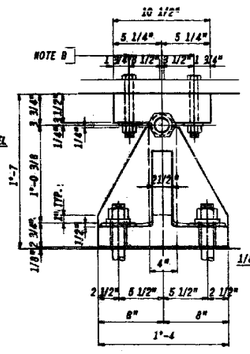

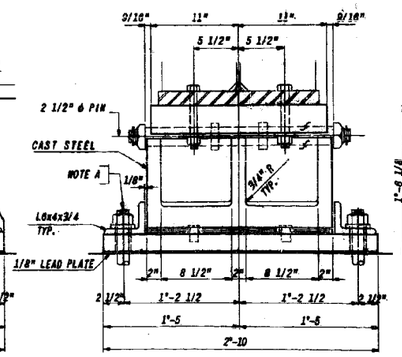

EXPANSION BEARING E3
15 REQ'D

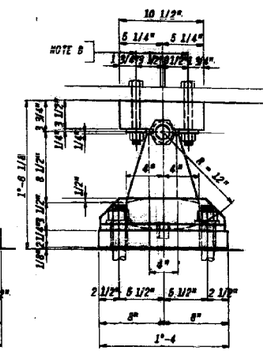

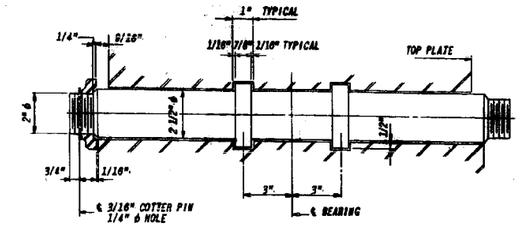

DETAIL OF PIN
ALL PINS SHALL BE TURNED FROM SOLID
1" = 3"-0

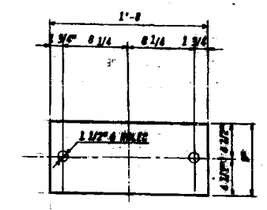

SHIM PLATES F1
1 REQ'D 5/16"
1 REQ'D 5/8"

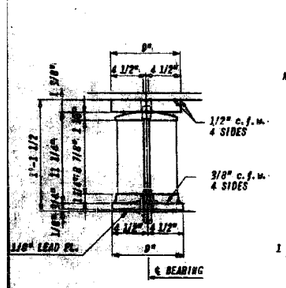

FIXED BEARING F1
16 - REQ'D

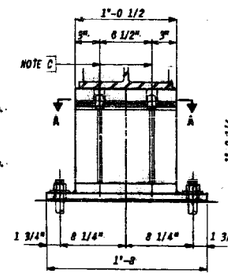

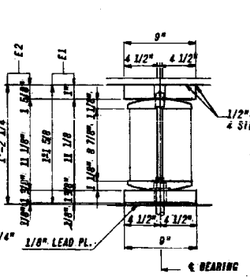

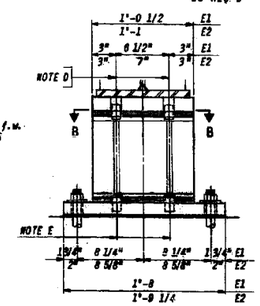

EXPANSION BEARINGS E1 & E2
E1 - 16-REQ'D
E2 - 15-REQ'D

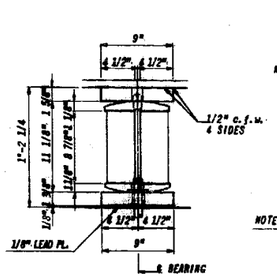

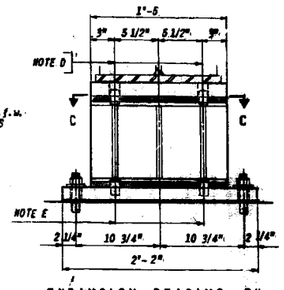

EXPANSION BEARING E4
15 - REQ'D.

ANCHOR BOLT PROJECTION (INCH)										
		TYPE	A	B	C	D	E	F	G	H
EAST BOUND	PIER NO. 16	E2	9 1/2	9 1/2	9 1/2	9 1/2	9 1/2	6	6	9 1/2
	PIER NO. 17	F2	5 3/8	5 3/8	5 3/8	5 3/8	5 3/8	5 3/8	5 3/4	5 3/8
	PIER NO. 18	E3	8 1/2	8 1/2	8 1/2	8 1/2	8 1/2	6	6	8 1/2
	PIER NO. 19 *	E4	9 1/2	9 1/2	9 1/2	9 1/2	9 1/2	6	9 1/2	9 1/2
	PIER NO. 19 **	F1	2 3/4	2 3/4	2 3/4	2 3/4	2 3/4	2 3/4	2 3/4	2 3/4
	ABUTMENT	E1	9 3/8	9 3/8	9 3/8	9 3/8	9 3/8	9 3/8	9 3/8	9 3/8
		TYPE	I	J	K	L	M	N	O	P
WEST BOUND	PIER NO. 35	E2	9 1/2	9 1/2	9 1/2	9 1/2	9 1/2	9 1/2	9 1/2	-
	PIER NO. 36	F2	5 3/8	5 3/8	5 3/8	5 3/8	5 3/8	5 3/8	5 3/8	-
	PIER NO. 37	E3	8 1/2	8 1/2	8 1/2	8 1/2	8 1/2	8 1/2	8 1/2	-
	PIER NO. 38 *	E4	9 1/2	9 1/2	9 1/2	9 1/2	9 1/2	9 1/2	9 1/2	-
	PIER NO. 38 **	F1	2 3/4	2 3/4	2 3/4	2 3/4	2 3/4	2 3/4	2 3/4	2 3/4
	ABUTMENT	E1	9 3/8	9 3/8	9 3/8	9 3/8	9 3/8	9 3/8	9 3/8	9 3/8

* SPAN NO. 3
** SPAN NO. 4

NOTE A: 1 3/4" ϕ HOLES FOR 1 3/8" ϕ x 1'-0 ANCHOR BOLTS WITH HEXAGON NUTS AND 3"x3"x1/2" PLATE WASHERS.

NOTE B: 4-1" ϕ THREAD BOLTS WITH HEXAGON NUTS AND STANDARD WASHERS.

NOTE C: 1 3/8" ϕ HOLES IN TOP PLATE FOR 1 1/4" ϕ PINTLES. 1 1/4" ϕ PINTLES - 1 7/8" LONG IN ROCKER, THREAD OR PRESS FIT.

NOTE D: 1 3/8" ϕ HOLES IN TOP PLATE FOR 1 1/4" ϕ PINTLES 1 1/4" ϕ PINTLES - 1 7/8" LONG IN ROCKER, THREAD OR PRESS FIT.

NOTE E: 1 3/8" ϕ HOLES - 3" DEEP IN ROCKER FOR 1 1/4" ϕ PINTLES 1 1/4" ϕ PINTLES - 1 7/8" LONG IN BOTTOM PLATE, THREAD OR PRESS FIT.

NOTE F: COAT ALL FINISHED PARTS OF BEARINGS WITH ANTI-RUST COMPOUND OR LACQUER.

NOTE G: ALL CASTINGS SHALL BE ASTM A27-60 GRADE 65-35, FULLY ANNEALED. ALL PINS SHALL BE FORGED AND SHALL BE ASTM A291, CLASS F.

NOTE H: EXCEPT STAINLESS STEEL, ALL ROCKERS, ROLLERS, BEARING PLATES, PINTLES AND PINS SHALL BE FABRICATED FROM STRUCTURAL STEEL CONFORMING TO ASTM A36.

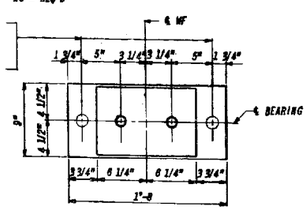

SECTION A-A

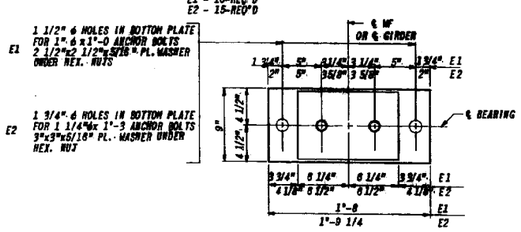

SECTION B-B

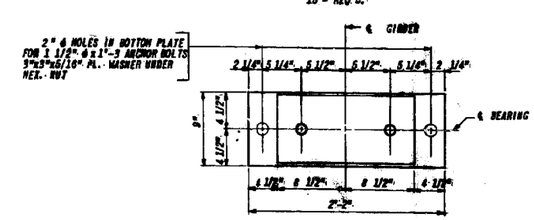

SECTION C-C

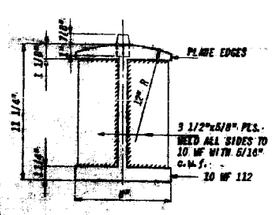

ROLSTER DETAIL
6"x4" = 1'-0

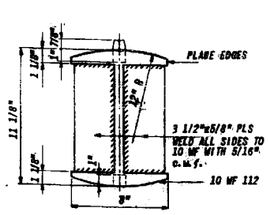

ROCKER DETAIL
3/16" = 1"

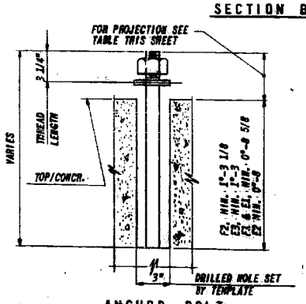

ANCHOR BOLT
NO SCALE

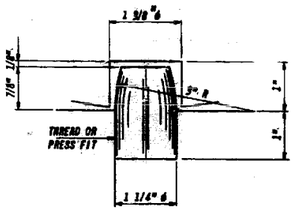

PINTLE DETAIL
3/4" = 1'-0

WEIGHT OF BEARING DEVICES (E2, F2, E3 & E4) 47,170 LBS.
(CONTINUOUS SPANS NO. 1 THRU NO. 3, E.B. & W.B.)

WEIGHT OF BEARING DEVICES (E1, & F1) 8,305 LBS.
(SPAN NO. 4 EAST BOUND & WEST BOUND)

NOTE 1:
ALL PLATES, ROCKER AND BEAM BEARING DEVICES TO BE PLACED NORMAL TO THE ℄ EASTBOUND OR ℄ WESTBOUND ROADWAY.

REVISION ▲ to REMOVE REVISION △ 5-8-04

AS BUILT

This sheet (30A) replaces sheet (30) of the contract drawings
All revisions made by Consultant 4-21-04

ILLINOIS DIVISION OF HIGHWAYS
SOUTHWEST EXPRESSWAY
F.A.P. RTE. 15
LAWRENCE AVE. OVERTURE OVER
A.T. & S.F. RR. & C.R.I. & P. R.R.
COOK COUNTY

REVISIONS		
	NAME	DATE
REVISION ▲		4/21/04
REVISION △		5-25-04
DESIGNED	L.S.E.	
CALC. CHKD.		
DATE		

DRAWN BY G.M.
CHECKED BY L.S.E.

benesch
engineers · scientists · planners
Alfred Benesch & Company
205 North Michigan Avenue, Suite 2400
Chicago, Illinois 60601
312-565-0450 Job No. 10093

FOR INFORMATION ONLY

FILE NAME =	USER NAME = tjenicke	DESIGNED - RDK	REVISED -
0162455.60J16.039.existplan.dgn		CHECKED - JDM	REVISED -
	PLOT SCALE =	DRAWN - MAK	REVISED -
	PLOT DATE = 12/20/2013	CHECKED - JDM	REVISED -

STATE OF ILLINOIS
DEPARTMENT OF TRANSPORTATION

EXISTING PLAN INFORMATION (4 OF 14)
STRUCTURE NO. 016-2455
SHEET NO. SCX4 OF SCX14 SHEETS

F.A.P. RTE.	SECTION	COUNTY	TOTAL SHEETS	SHEET NO.
372	2013-038B-R	COOK	821	365
		CONTRACT NO. 60J16		
		ILLINOIS FED. AID PROJECT		

6/23/2014 2:37:53 PM X:\10000S\10093\Eng_Docs_Phase_II\SN_016_2454_2455_1st_Ave_over_AT&SF_RR\Final\0162455_60J16_039_existplan.dgn