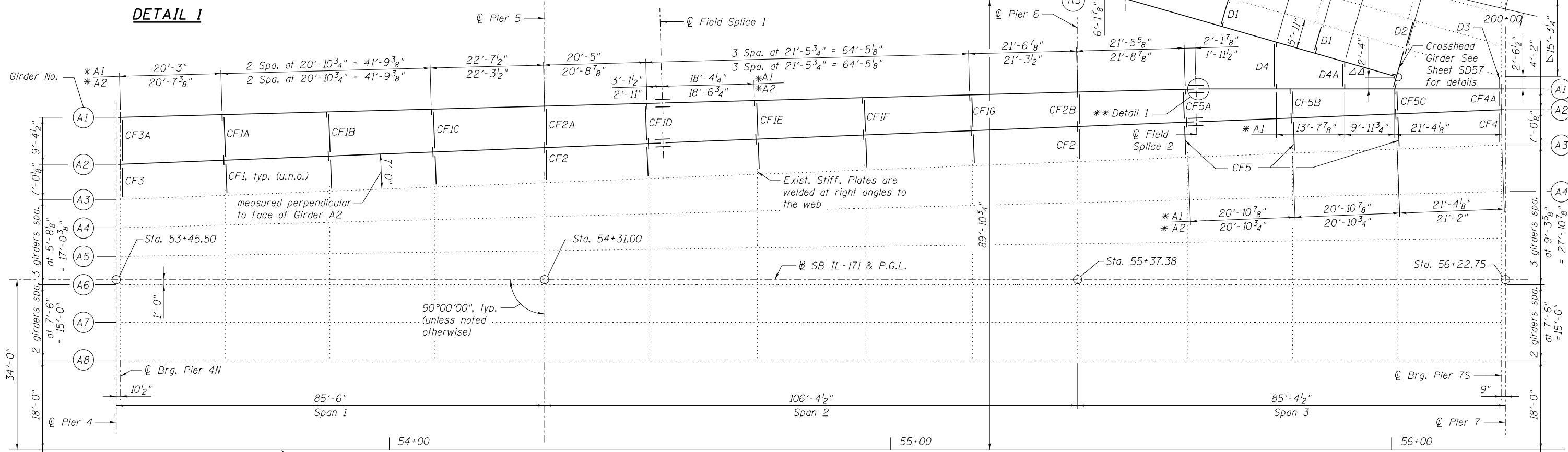
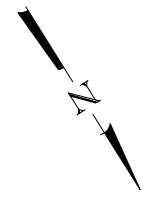
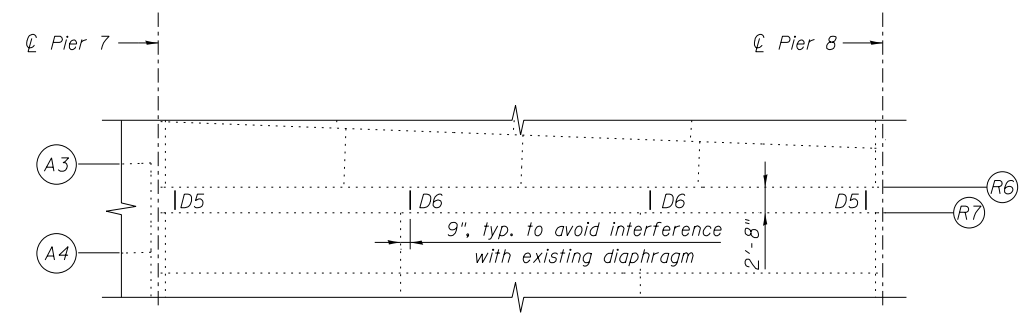


** Kink Point Sta. 55+61.00
Offset 72.08' Lt.
of IL-171

* All spacing measured along face of girder/beam



FRAMING PLAN - UNIT A SPANS 1-3



PARTIAL FRAMING PLAN - UNIT C SPAN 4

Δ Dimension measured from Beam R4 at C Brg. Pier 7S to Beam R5 at C Brg. Pier 39N
 ΔΔ Dimension measured from End of Beam R5 at C Cross Head Girder to C of Web for Girder A1.

NOTES:

1. Field verify all existing stiffener plate locations on girder A3 before fabricating proposed girders. Adjust location of cross frames so that connection to existing stiffener can be made.
2. Proposed Cross frame shall be placed perpendicular to Girder A2, except as noted otherwise. At all support locations all cross frames shall be placed parallel to C Brg.
3. Proposed Diaphragms shall be placed perpendicular to Beam R5, except as noted otherwise. At all support locations all diaphragms shall be placed parallel to C Brg. Diaphragm D4 & D4-A shall be placed perpendicular to Girder A1.
4. See Sheet SD56 for cross frame details.
5. See Sheets SD57 & SD58 for diaphragm details.
6. See Sheet SD59 for splice details.
7. See Sheets SD63-SD68 for structural steel removal and repairs.
8. All cross frames shall be installed as steel is erected and secured with erection pins and bolts. Individual cross frames at supports may be temporarily disconnected to install bearing anchor rods.

benesch
engineers · scientists · planners
Alfred Benesch & Company
205 North Michigan Avenue, Suite 2400
Chicago, Illinois 60601
312-565-0450 Job No. 10093

| | | | |
|---|------------------------|----------------|-----------|
| FILE NAME = | USER NAME = jsurber | DESIGNED - DTS | REVISED - |
| | | CHECKED - MJF | REVISED - |
| | | DRAWN - RMG | REVISED - |
| | | CHECKED - KMP | REVISED - |
| 0162457.60J16.054.Framing Plan_Unit_A.dgn | PLOT SCALE = | | |
| | PLOT DATE = 12/20/2013 | | |

**STATE OF ILLINOIS
DEPARTMENT OF TRANSPORTATION**

**FRAMING PLAN
STRUCTURE NO. 016-2457**

SHEET NO. SD54 OF SD83 SHEETS

| | | | | |
|--------------------|-------------|--------|---------------------------|-----------|
| F.A.P. RTE. | SECTION | COUNTY | TOTAL SHEETS | SHEET NO. |
| 372 | 2013-038B-R | COOK | 821 | 429 |
| CONTRACT NO. 60J16 | | | ILLINOIS FED. AID PROJECT | |

Y:\chicago\100005\100093\Eng_Docs\Phase_1\16-2456-2457-1st_Ave_over_Des_Plaines_River_Valley\Final\0162457_60J16_054_Framing Plan_Unit_A.dgn 5/18/14 2:18:42 PM 8/6/2014