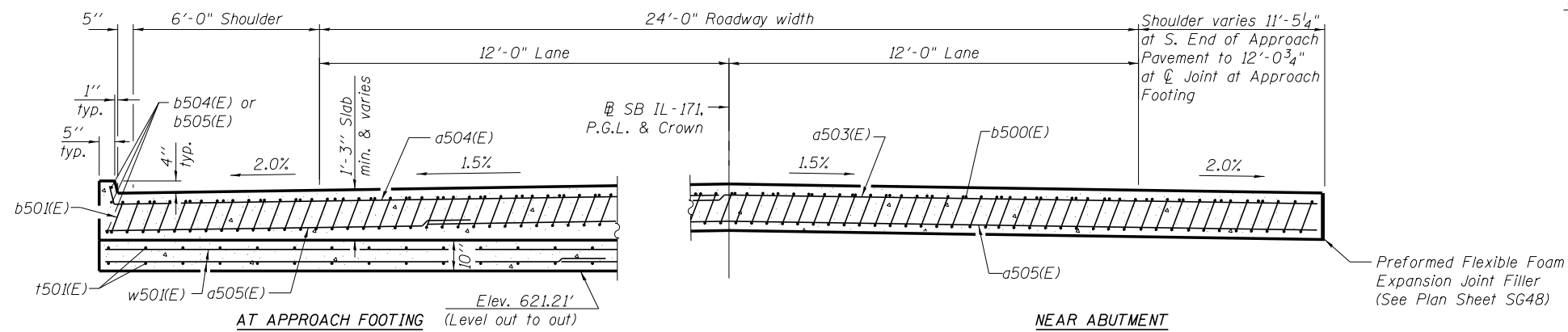
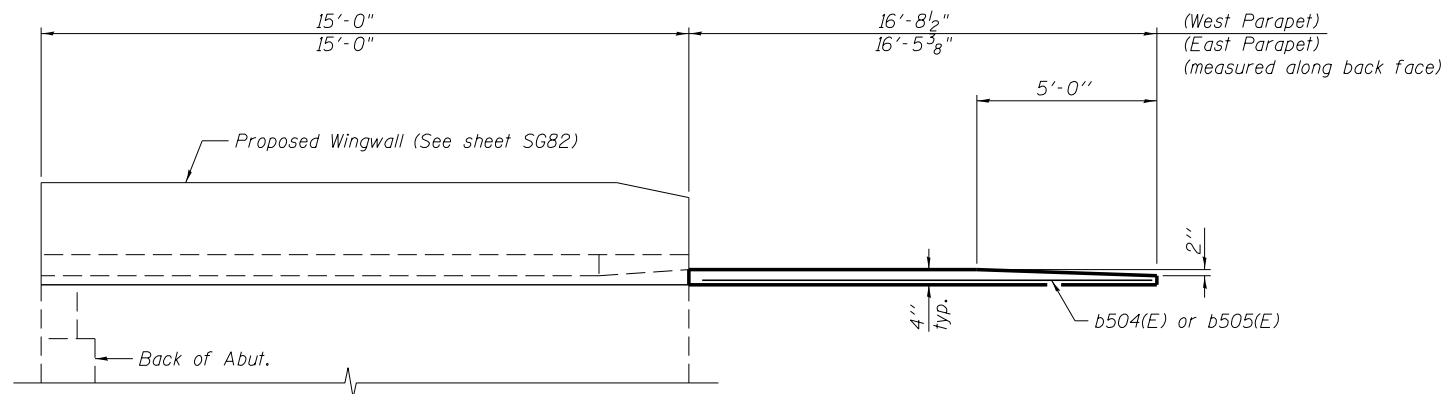


SECTION C-C



SECTION D-D

(See Plan for dimensions not shown)



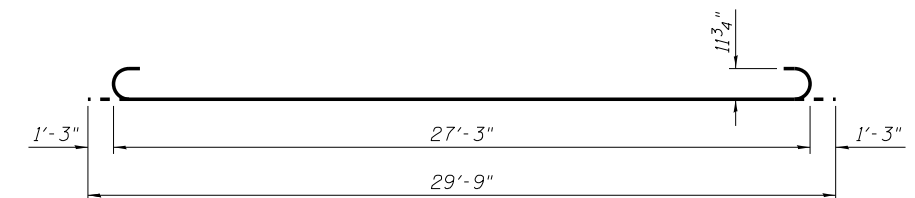
VIEW E-E

NOTES:

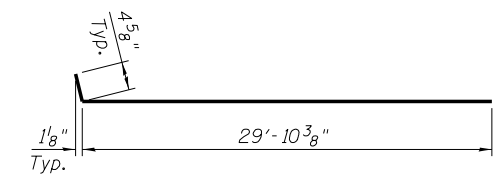
1. See sheet SG48 for Detail A.
2. Approach slab and parapet concrete shall be paid for as Concrete Superstructure.
3. Approach footing concrete shall be paid for as Concrete Structures.
4. Reinforcement shall be paid for as Reinforcement Bars, Epoxy Coated.
5. For v500(E) bar details, see sheet SG83.
6. The approach footing maximum applied service bearing pressure (Qmax) = 2.0 ksf.
7. For bar splicer details, see sheet SG92.
8. Cost of excavation for approach footing included with Concrete Structures.
9. For Granular Backfill for Structures and drainage treatment details, see sheet SG83.
10. For additional parapet details, see sheet SG82.

* Tilt #9 b501(E) bars as required to maintain clearance.

*** Cost included with "Concrete Superstructure".



BAR b501(E)



BAR a504(E)

**ONE APPROACH
BILL OF MATERIAL**

Bar	No.	Size	Length	Shape	
a503(E)	22	#4	29'-3"	—	
a504(E)	28	#4	30'-3"	—	
a505(E)	92	#5	30'-2"	—	
b500(E)	34	#4	29'-8"	—	
b501(E)	101	#9	29'-9"	—	
b504(E)	3	#4	16'-1"	—	
b505(E)	3	#4	15'-11"	—	
t501(E)	90	#4	12'-7"	—	
w501(E)	80	#5	30'-3"	—	
Concrete Superstructure				Cu. Yd.	63.0
Concrete Structures				Cu. Yd.	17.8
Reinforcement Bars, Epoxy Coated				Pound	18,140

benesch
engineers · scientists · planners

Alfred Benesch & Company
205 North Michigan Avenue, Suite 2400
Chicago, Illinois 60601
312-565-0450 Job No. 10093

FILE NAME =	USER NAME = jsurber	DESIGNED - JOB	REVISED -
0160486.60J16.049.Napprslabdet.dgn		CHECKED - GJK	REVISED -
	PLOT SCALE =	DRAWN - FSM	REVISED -
	PLOT DATE = 8/6/2014	CHECKED - GJK/DTS	REVISED -

**STATE OF ILLINOIS
DEPARTMENT OF TRANSPORTATION**

**NORTH BRIDGE APPROACH SLAB DETAILS
STRUCTURE NO. 016-0486**

SHEET NO. SG49 OF SG100 SHEETS

F.A.P. RT.	SECTION	COUNTY	TOTAL SHEETS	SHEET NO.
373	2013-038B-R	COOK	821	639
CONTRACT NO.			60J16	
ILLINOIS FED. AID PROJECT				