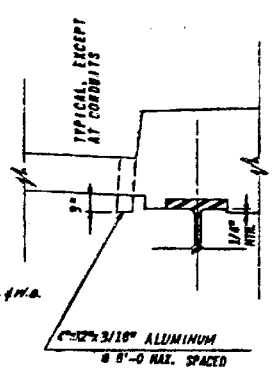
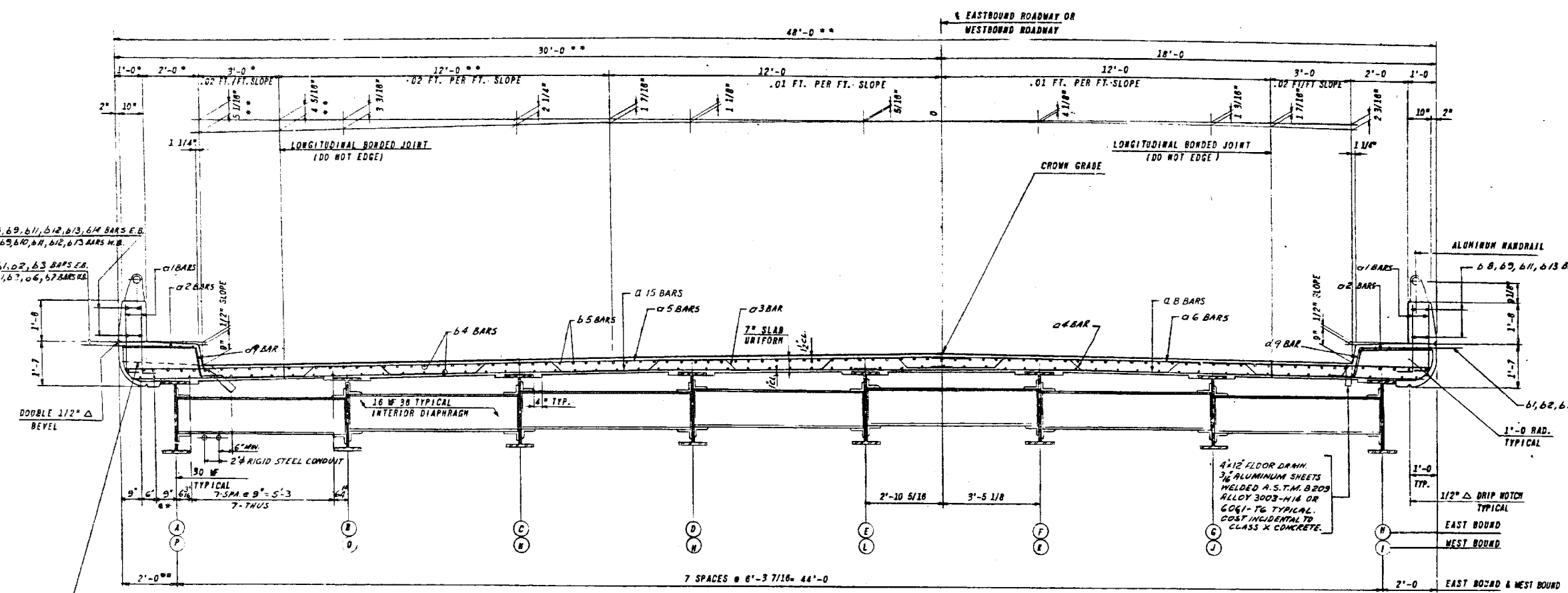


F.A. R.T.	SECTION	EXPRESSWAY	TOTAL SHEETS	SHEET NO.
133	0707-617 VB	SOUTHWEST	66	47
STA.	TO STA.			
FED. ROAD DIST. NO. 7 ILLINOIS FED. AID PROJECT				



BOTTOM OF 1/8\"/>

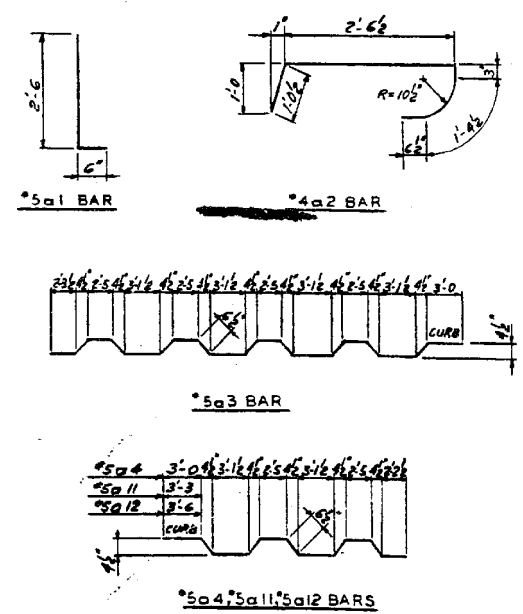
TYPICAL DECK SECTION - EAST BOUND STRUCTURE AS SHOWN LOOKING UPSTATION
WEST BOUND STRUCTURE SIMILAR, LOOKING DOWN STATION

- * NORMAL TO EDGE OF PAVEMENT D = 3\"/>
- ** VARIES AT WEST BOUND (SPAN NO. 3)

BILL OF REINFORCEMENT				
BAR NO.	SIZE	LENGTH	SHAPE	
a16	16	5	21'-3	
a17	415	5	3'-0	
a18	166	4	5'-9	
a19	153	5	32'-4	
a20	181	5	19'-0	
a21	152	5	30'-10	
a22	172	5	18'-2	
a23	26	5	32'-6	
a24	134	5	20'-9	
a25	4	5	4'-0	
a26	4	5	24'-7	
a27	16	5	19'-3	
a28	16	5	19'-6	
a29	16	5	18'-5	
a30	16	5	18'-8	
a31	152	5	30'-0	
b1	48	4	2'-5	
b2	42	4	7'-1	
b3	12	4	23'-8	
b4	470	5	33'-6	
b5	124	6	17'-9	
b6	6	4	9'-9	
b7	12	4	22'-9	
b8	32	5	13'-9	
b9	28	5	8'-0	
b10	4	5	9'-9	
b11	16	5	13'-6	
b12	4	5	13'-3	
b13	20	5	15'-3	
b14	16	5	21'-5	
a9	162	4	1'-1	

BILL OF REINFORCEMENT				
BAR NO.	SIZE	LENGTH	SHAPE	
a1	419	5	3'-0	
a2	166	4	5'-9	
a3	153	5	32'-4	
a4	152	5	19'-0	
a5	152	5	30'-10	
a6	152	5	18'-2	
a7	26	5	32'-6	
a8	156	5	20'-1	
a9	4	5	4'-0	
a10	4	5	24'-7	
a11	16	5	19'-3	
a12	16	5	19'-6	
a13	16	5	18'-5	
a14	16	5	18'-8	
a15	152	5	30'-0	
b1	48	4	2'-5	
b2	42	4	7'-1	
b3	12	4	23'-8	
b4	470	5	33'-6	
b5	124	6	17'-9	
b6	6	4	9'-9	
b7	12	4	22'-9	
b8	32	5	13'-9	
b9	28	5	8'-0	
b10	4	5	9'-9	
b11	16	5	13'-6	
b12	4	5	13'-3	
b13	20	5	15'-3	
b14	16	5	21'-5	
a9	162	4	1'-1	

DECK QUANTITIES			
REINFORCEMENT	LBS.	49,760	
CLASS X CONCRETE	CU.YDS.	217.5	
PROTECTIVE COAT	SQ.YDS.	1,120	



REVISIONS	
NAME	DATE

ILLINOIS DIVISION OF HIGHWAYS
SOUTHWEST EXPRESSWAY
F.A. RT. 133
LAWDALE AVE. STRUCTURE OVER
G.M. & O. RAILRO J
SECTION 0707-617VB
DECK SECTION

SCALE: HORIZ. VERT. DATE 8-21-63
DESIGNED ST. REVIEWED CWV
DRAWN BY E.G. CHECKED BY L.D.B.

FOR INFORMATION ONLY

benesch
engineers - scientists - planners
Alfred Benesch & Company
205 North Michigan Avenue, Suite 2400
Chicago, Illinois 60601
312-565-0450 Job No. 10093

FILE NAME =	USER NAME = tjenicke	DESIGNED - CMK	REVISIONS -
016-0488-60J16-046-Existing Plans 10 of 14	PLOT DATE = 12/20/2013	CHECKED - JAW	REVISIONS -
		DRAWN - CMK	REVISIONS -
		CHECKED - JAW	REVISIONS -

STATE OF ILLINOIS
DEPARTMENT OF TRANSPORTATION

EXISTING PLAN INFORMATION (10 OF 14)
STRUCTURE NO. 016-0488

F.A.P. R.T.	SECTION	COUNTY	TOTAL SHEETS	SHEET NO.
373	2013-038B-R	COOK	821	784
CONTRACT NO. 60J16				ILLINOIS FED. AID PROJECT

3:03:15 PM X:\100005\10093\Eng_Docs_Phase_1\11\SN_016_0488-0489-1st_Ave_cover-1\CC.RR\Final\Final_0488-0488-60J16-046-Existing Plans 10 of 14.dgn 6/23/2014