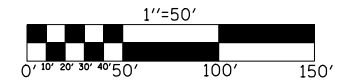
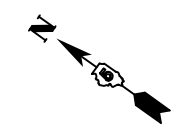


PTZ CAMERA INSTALLATION

I-57
&
I-74



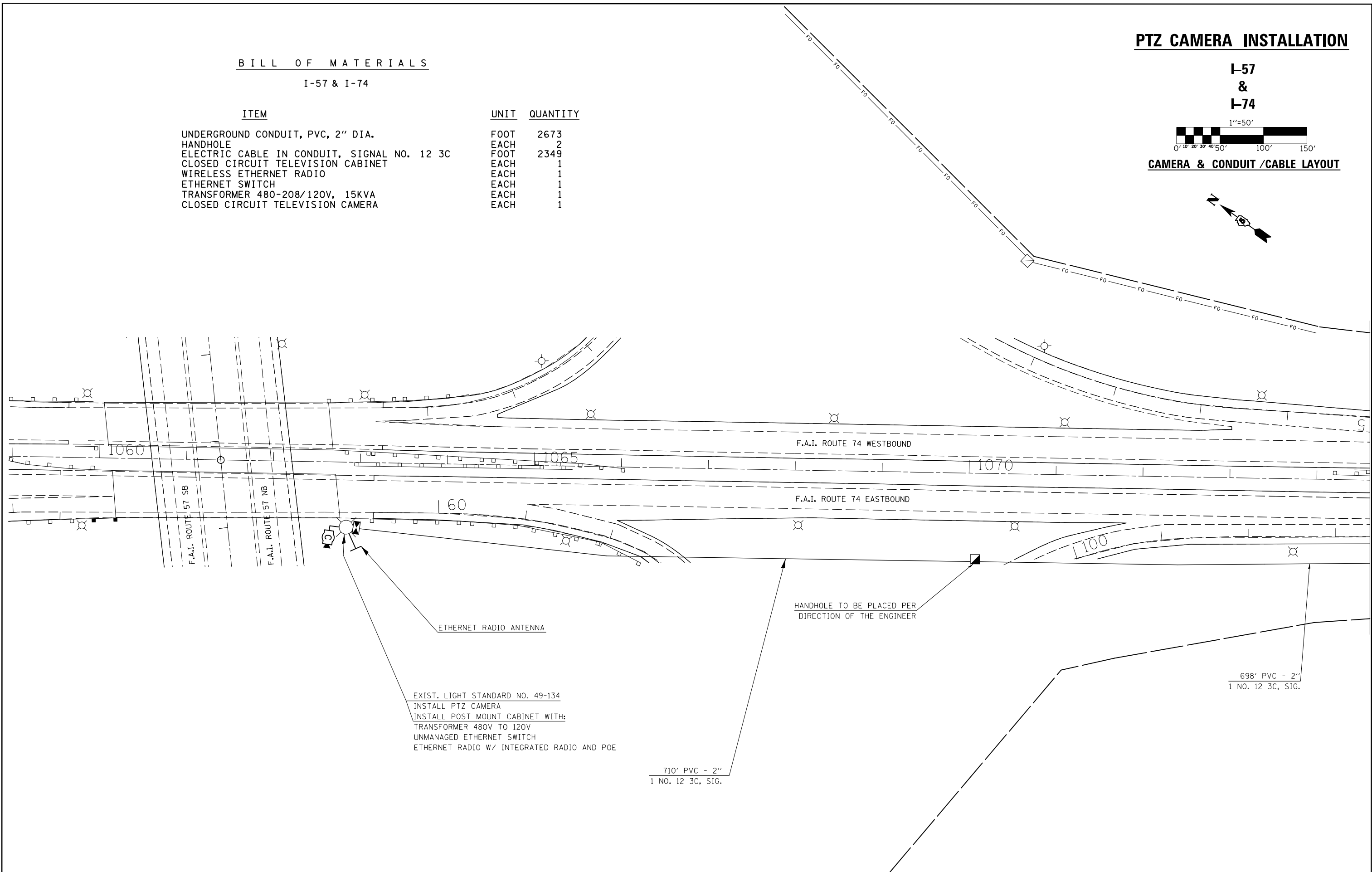
CAMERA & CONDUIT /CABLE LAYOUT



BILL OF MATERIALS

I-57 & I-74

ITEM	UNIT	QUANTITY
UNDERGROUND CONDUIT, PVC, 2" DIA.	FOOT	2673
HANDHOLE	EACH	2
ELECTRIC CABLE IN CONDUIT, SIGNAL NO. 12 3C	FOOT	2349
CLOSED CIRCUIT TELEVISION CABINET	EACH	1
WIRELESS ETHERNET RADIO	EACH	1
ETHERNET SWITCH	EACH	1
TRANSFORMER 480-208/120V, 15KVA	EACH	1
CLOSED CIRCUIT TELEVISION CAMERA	EACH	1



FILE NAME =	USER NAME = ceo-lockjd	DESIGNED -	REVISED -
ce:\pwork\pwork\ceo-lockjd\0340463\PTZ camera plans.dgn		DRAWN -	REVISED -
\$MODELNAME\$	PLOT SCALE = 100.0054' / in.	CHECKED -	REVISED -
	PLOT DATE = 6/26/2014	DATE -	REVISED -

**STATE OF ILLINOIS
DEPARTMENT OF TRANSPORTATION**

SCALE:	SHEET	OF	SHEETS	STA.	TO	STA.
--------	-------	----	--------	------	----	------

F.A.P. RTE.	SECTION	COUNTY	TOTAL SHEETS	SHEET NO.
VAR.	FY2014 ITS-1	CHAMPAIGN	71	51
CONTRACT NO. 70A26			ILLINOIS FED. AID PROJECT	