STATE OF ILLINOIS
DEPARTMENT OF PUBLIC WORKS & BUILDINGS
DIVISION OF HIGHWAYS

2	48BR	MACON	26	21	SHEET NO. 11 / 16 SHEETS

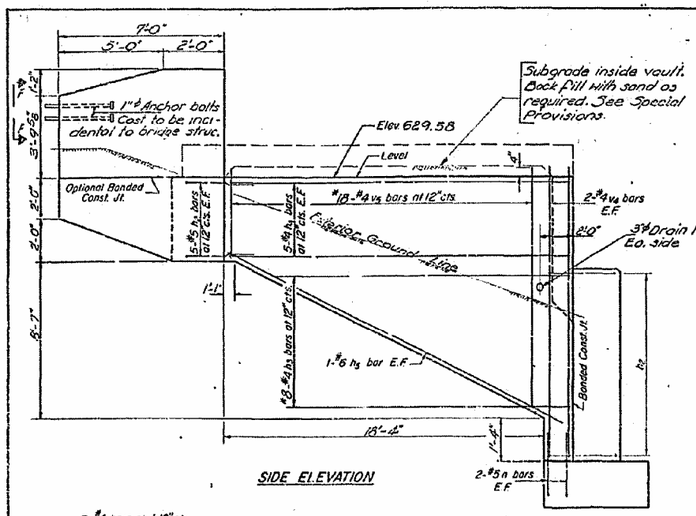

SIDE ELEVATION

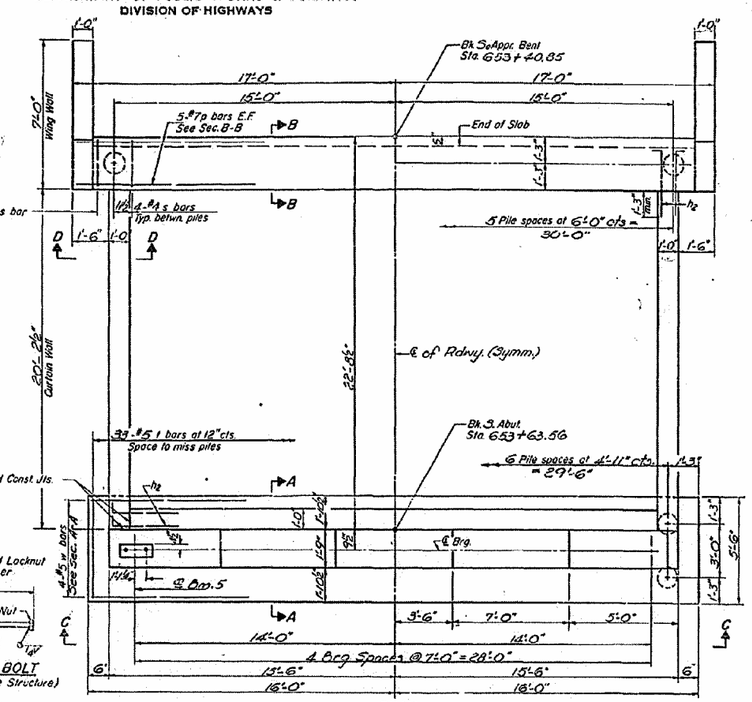

PLAN

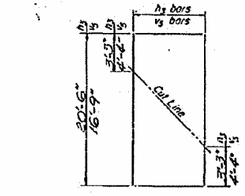

FIELD CUTTING DIAGRAM

*Order h3 & v3 bars full length. Cut to fit as shown and use remainder of bars in other face.

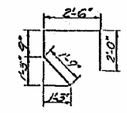

BAR v1

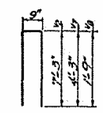

BARS v2, v7, & v8

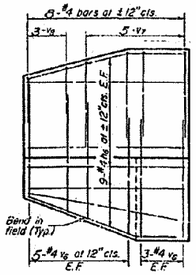

WING WALL REINFORCEMENT

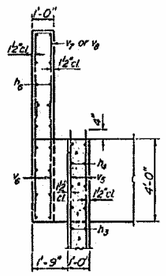

SECTION D-D

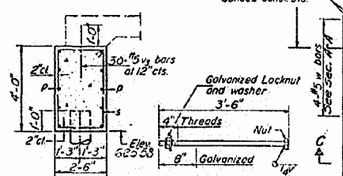

SECTION B-B 1" ϕ ANCHOR BOLT
(Cost Incidental to Bridge Structure)

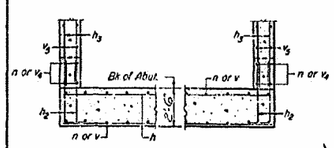

SECTION E-E

ABUT. - PILE DATA

Type	Concrete
Capacity	40 Tons.
Est. Length	45 ft.
No. Req'd.	13 Plus one test pile in a permanent location.

APPR. BENT - PILE DATA

Type	Concrete
Capacity	50 Tons.
Est. Length	55 ft.
No. Req'd.	6

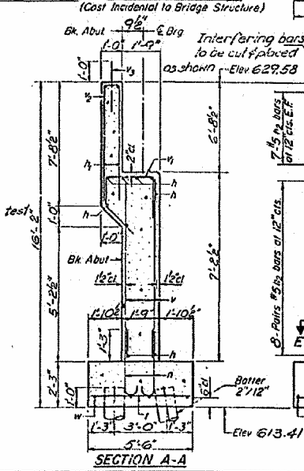

SECTION A-A

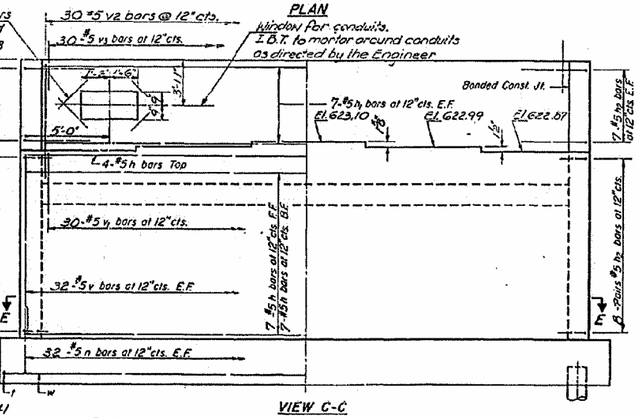

VIEW C-C

VIEW F-F

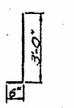

BAR h2

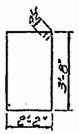

BAR s

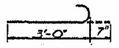

BAR n

BILL OF MATERIAL

Bar	No.	Size	Length	Shape
h	18	#5	31'-9"	
h1	14	#5	28'-9"	
h2	80	#5	3'-6"	
h3	16	#4	20'-6"	
h4	20	#4	20'-0"	
h5	4	#6	22'-0"	
h6	36	#4	6'-9"	
n	64	#5	3'-7"	
p	10	#7	33'-9"	
s	22	#4	12'-5"	
t	39	#5	5'-9"	
v	64	#5	7'-0"	
v1	30	#5	9'-0"	
v2	30	#5	15'-3"	
v3	60	#5	2'-3"	
v4	8	#4	14'-3"	
v5	36	#4	16'-9"	
v6	32	#4	5'-6"	
v7	10	#4	9'-3"	
v8	6	#4	4'-3"	
w	4	#5	31'-9"	
Reinforcement Bars			Lbs.	5470
Class X Concrete			Cu. Yds.	66.4
Concrete Piles			Lin. Ft.	915
Test Piles (Conc.)			Ea.	1

DESIGNED		
CHECKED		
DRAWN	A. Barraza	
CHECKED		

Dec. 30 1970
EXAMINED
PASSED
APPROVED

VAF-0 3-1-69

SOUTH ABUTMENT
F.A. RTE. 2 SEC. 48 BR
MACON COUNTY
STA. 655+79.1W

BLANK, WESSELINK, COOK & ASSOCIATES DECATUR, ILLINOIS ENGINEERS - CONSULTANTS DESIGN FIRM NO. 184000894

FILE NAME =	USER NAME =	DESIGNED PBB	REVISED -
		CHECKED	REVISED -
	PLOT SCALE =	DRAWN MLO	REVISED -
	PLOT DATE =	CHECKED	REVISED -

STATE OF ILLINOIS
DEPARTMENT OF TRANSPORTATION

EXISTING BRIDGE PLANS

SHEET NO. 32 OF 39 SHEETS

F.A.P. RTE.	SECTION	COUNTY	TOTAL SHEETS	SHEET NO.
710	(48X-B-2)BR & (48BR)BR	MACON	144	70
		CONTRACT NO. 74438		
		ILLINOIS FED. AID PROJECT		