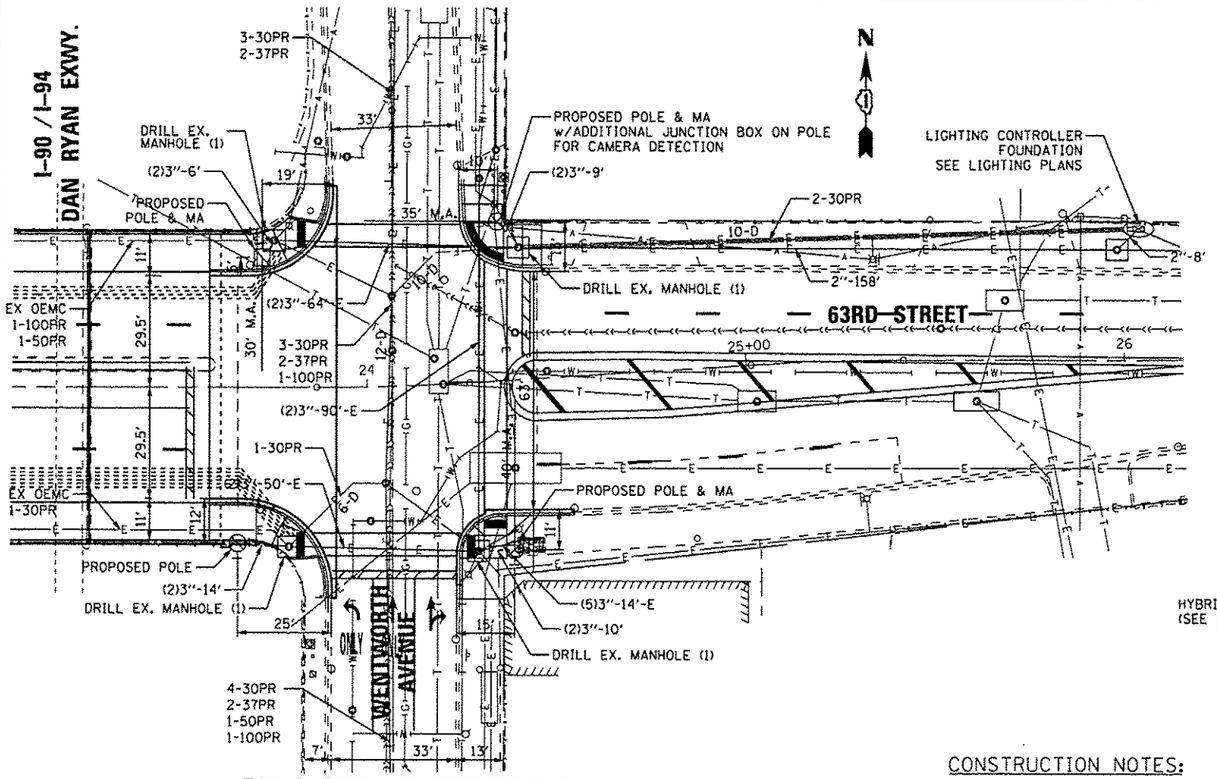

FOUNDATION AND CONDUIT PLAN

SCALE: 1"=20'

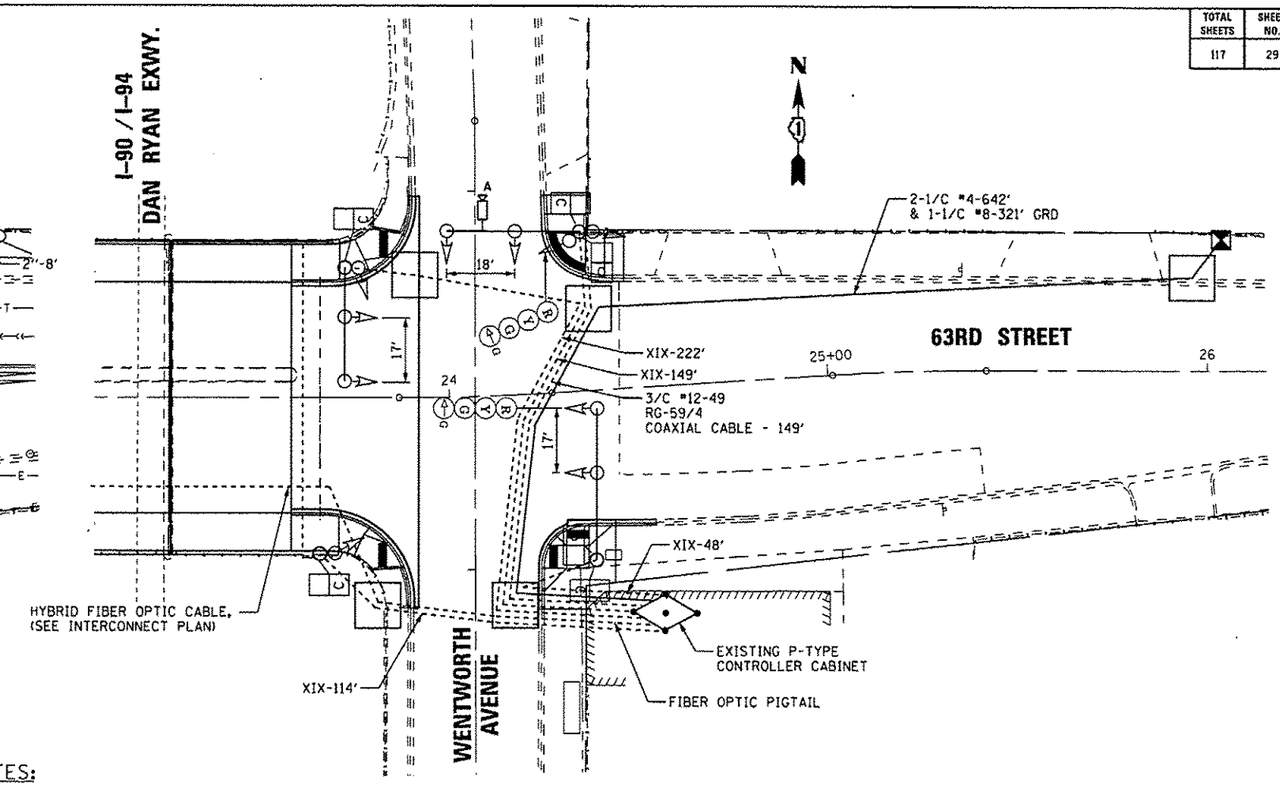

SIGNAL AND CABLE PLAN

SCALE: 1"=20'

20 0 20 40

SCALE: 1" = 20'-0"

GENERAL NOTES:

1. TRAFFIC SIGNAL CONTRACTOR SHALL CONTACT BOE INSPECTION SERVICES AT 312-746-5048 FOR A WALK THROUGH PRIOR TO STARTING ANY ELECTRICAL CONSTRUCTION
2. THIS INTERSECTION CONTAINS EXISTING FIRE ALARM AND POLICE COMMUNICATION SYSTEM WHICH WILL REMAIN IN SERVICE DURING THE DURATION OF CONSTRUCTION. THE CONTRACTOR IS RESPONSIBLE FOR NOTIFYING THE CITY OF CHICAGO OFFICE OF EMERGENCY MANAGEMENT AND COMMUNICATIONS (OEMC), MR. JEFF CAIRNS: 312-746-4414, PRIOR TO COMMENCEMENT OF ALL WORK. REQUIRED COORDINATION OF WORK WITH THE OEMC MUST BE INCLUDED IN THE CONTRACT AND NO ADDITIONAL COMPENSATION WILL BE GRANTED. WHILE WORKING NEAR THE OEMC FACILITIES, THE CONTRACTOR SHALL TAKE EXTREME CARE NOT TO IMPACT OR DAMAGE THESE FACILITIES. ANY DAMAGE TO THESE FACILITIES SHALL BE PAID FOR BY THE CONTRACTOR AT HIS/HER EXPENSE.
3. CONTRACTOR SHALL CONTACT UTILITIES FOR LOCATE PRIOR TO WORK.
4. ALL FOUNDATIONS IN CONCRETE SIDEWALK TO BE INSTALLED PER B.O.E. DRAWING #828.
5. SEE B.O.E. DRAWING #826 FOR CODE.
6. SEE STANDARD DRAWINGS FOR MOUNTING DETAILS.
7. ALL SIGNAL SECTIONS TO BE STANDARD 12" SIZE L.E.D.. TYPE.
8. ALL VEHICULAR SIGNALS TO BE 3 SECTION, UNLESS OTHERWISE NOTED.
9. PEDESTRIAN SIGNALS TO BE 2 SECTION WITH I.T.E. SYMBOLIC LENSES L.E.D. TYPE. AND COUNT DOWN DISPLAY
10. PEDESTRIAN SIGNALS TO BE MOUNTED BELOW VEHICULAR SIGNALS.
11. ALL MAST ARMS TO BE STEEL MONOTUBE TYPE, SIZE AS NOTED.
12. TRAFFIC SIGNAL EQUIPMENT SHALL BE PAINTED BLACK.
13. ALL DIMENSIONS ARE FROM EP-EP UNLESSS OTHERWISE NOTED.
14. SEE STRUCTURAL PLANS FOR EXACT LOCATION OF CONDUITS ATTACHED TO BRIDGE.
15. ALL CONDUIT SHALL BE INSTALLED IN OPEN CUT TRENCHES, A MINIMUM OF 30 INCHES BELOW GRADE, UNLESS OTHERWISE NOTED.

CONSTRUCTION NOTES:

A - RELOCATE UNITRAC VIDEO DETECTION CAMERA

REMOVAL NOTES:

B - BREAKDOWN FOUNDATION

C - REMOVE TRAFFIC SIGNAL POST OR POLE

D - REMOVE TRAFFIC SIGNAL HEAD

E - REMOVE PEDESTRIAN SIGNAL HEAD

F - RELOCATE UNITRAC VIDEO DETECTION CAMERA

REMOVE CABLE AS NOTED:
XIX - 527' TRAFFIC SIGNAL CABLE

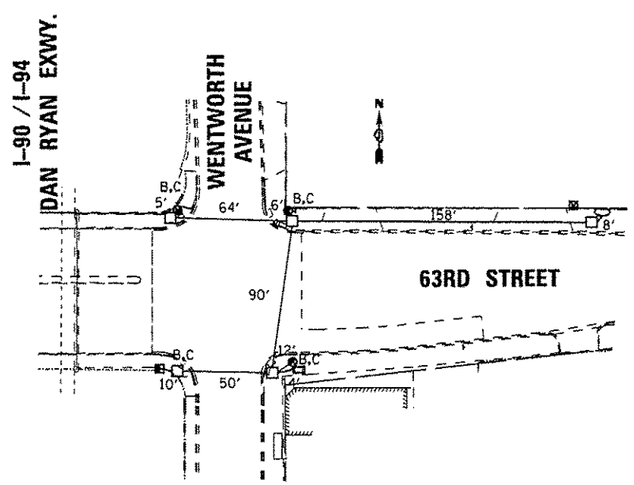

FOUNDATION REMOVAL PLAN

SCALE: NTS

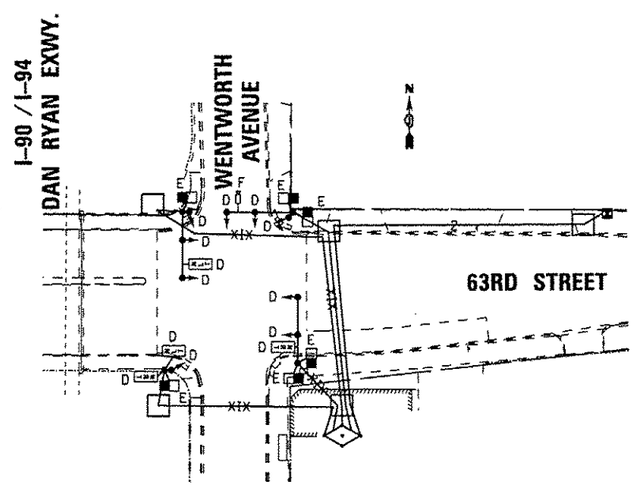

SIGNAL AND CABLE REMOVAL PLAN

SCALE: NTS

DATE	REVISION

CITY OF CHICAGO

DEPARTMENT OF TRANSPORTATION
DIVISION OF ENGINEERING

CONSULTANT: RWA Regina Webster & Associates, Inc.

WORK ORDER NO. _____ DATE _____
COST ALLOCATION ACCOUNT _____
APPROPRIATION ACCOUNT { MATERIAL / LABOR _____

TRAFFIC CONTROL SIGNALS

63RD STREET & WENTWORTH AVENUE

CITY OF CHICAGO
DEPT. OF STREETS AND SANITATION
BUREAU OF ELECTRICITY
DIVISION OF ELECTRICAL ENGINEERING

DRAFTSMAN:	CHIEF DRAFTSMAN:	ENGINEER:
SUPERVISING ENGINEER:	ELEC. DESIGN ENGR.	
ENGINEER OF ELECTRICITY:		
GEN'L SUPT. OF ELECTRICITY:		
DEPUTY COMMISSIONER:		
SIZE: 22" | 34"	SCALE: AS NOTED	DATE: 02-22-2012
DATE:	DWG. NO.	TS-32
I.D.O.T. CONTRACT NO.: 60J15		

K:\Projects\1104T\DesignCAD\Sheet Files\63TSWent.dgn 5/15/2013 3:43:10 PM