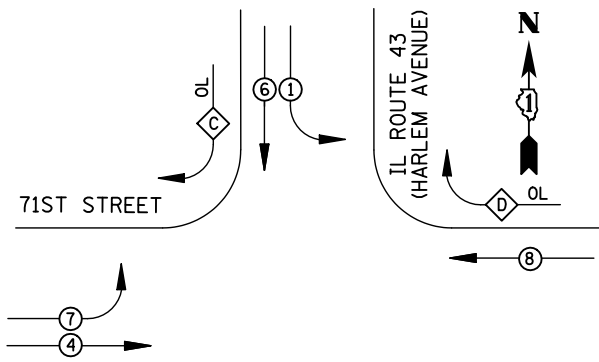


EXISTING CONTROLLER SEQUENCE

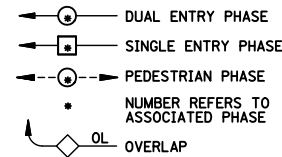


REMOVAL OF EXISTING TRAFFIC SIGNAL EQUIPMENT

THE FOLLOWING ITEMS SHALL BE REMOVED BY THE CONTRACTOR AND SHALL BE DISPOSED OF BY THEM OUTSIDE THE RIGHT-OF-WAY AT THEIR EXPENSE. THE SALVAGE VALUE OF THE REMOVED EQUIPMENT SHALL BE REFLECTED IN THE CONTRACT BID PRICE.

- 5 EACH SIGNAL HEAD, 3-SECTION
- 10 EACH SIGNAL HEAD, 5-SECTION
- 4 EACH TRAFFIC SIGNAL BACKPLATE
- 2 EACH PEDESTRIAN SIGNAL HEAD
- 2 EACH PEDESTRIAN PUSH-BUTTON

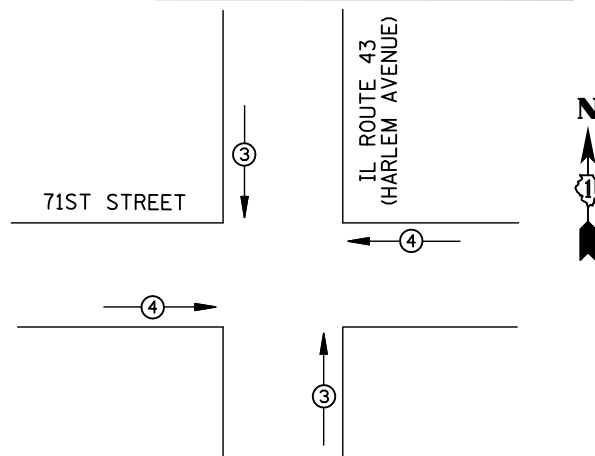
LEGEND



RIGHT TURN OVERLAP PHASE DESIGNATION

OVERLAP LETTER	PERMISSIVE PHASE	PROTECTED PHASE
C	= 6	+ 7
D	= 8	+ 1

EXISTING PHASE DESIGNATION DIAGRAM



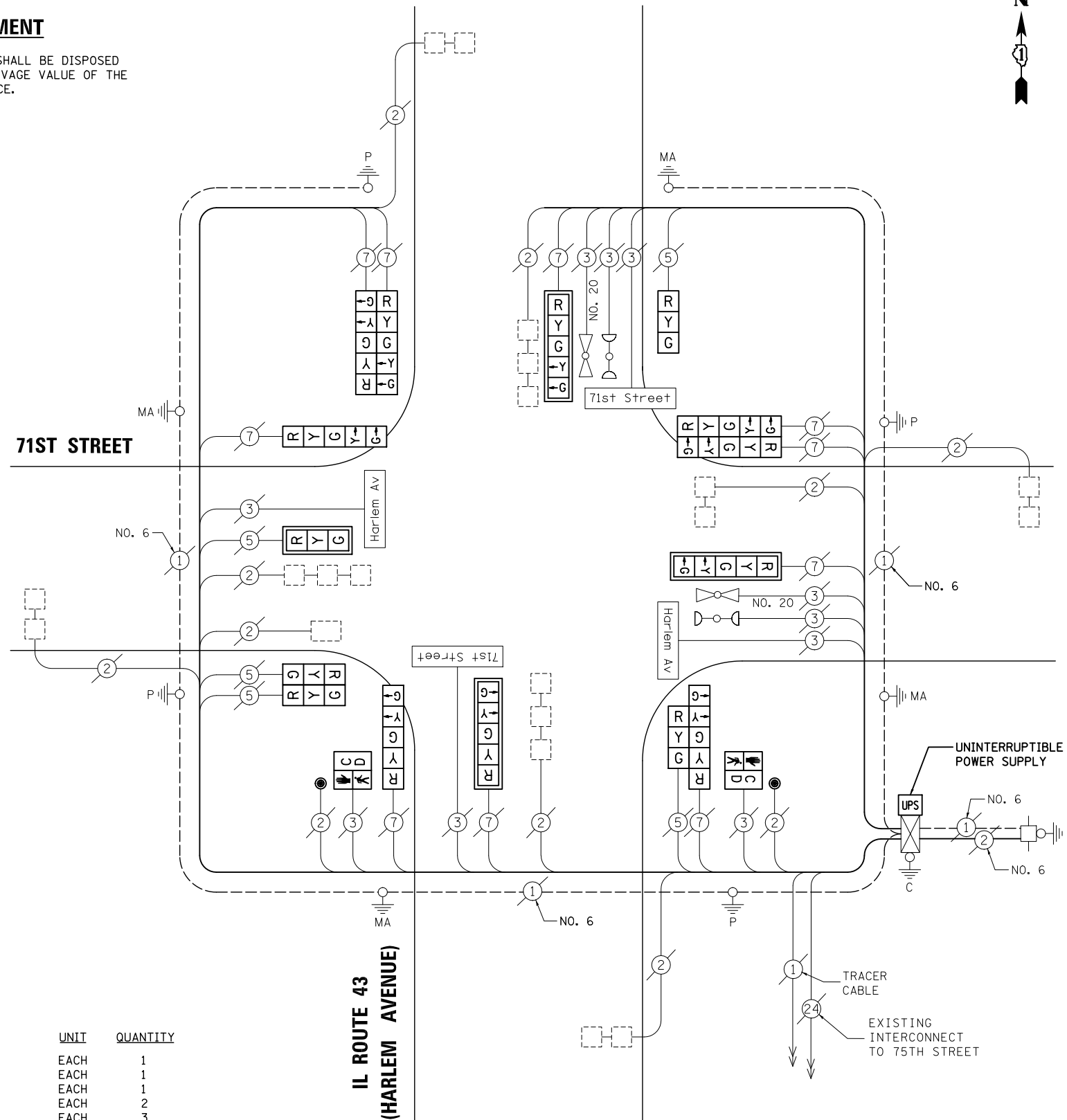
EMERGENCY VEHICLE PREEMPTORS		
EMERGENCY VEHICLE PREEMPTOR	3	4
MOVEMENT	↓ ↑	→ ←

EXISTING EMERGENCY VEHICLE PREEMPTION SEQUENCE

I.D.O.T TRAFFIC SIGNAL INSTALLATION ELECTRICAL SERVICE REQUIREMENTS					TOTAL WATTAGE
TYPE	NO. LAMPS	WATTAGE INCAND.	LED	%OPERATION	
SIGNAL (RED)	15	135	17	0.50	127.5
(YELLOW)	15	135	25	0.25	93.75
(GREEN)	15	135	15	0.25	56.25
ARROW	20	135	12	0.10	24
PED. SIGNAL	2	90	25	1.00	50
CONTROLLER	1	100	100	1.00	100
ILLUM. SIGN	4	84	100	0.50	200
FLASHER		135	25	0.50	
ENERGY COSTS TO: ILLINOIS DEPARTMENT OF TRANSPORTATION 201 WEST CENTER COURT SCHAUMBURG, IL 60196-1096					TOTAL = 651.5
ENERGY SUPPLY CONTACT: X					
PHONE: X					
COMPANY: X					

SCHEDULE OF QUANTITIES

ITEM	UNIT	QUANTITY
MAINTENANCE OF EXISTING TRAFFIC SIGNAL INSTALLATION	EACH	1
SIGNAL HEAD, LED, 1-FACE, 3-SECTION, MAST-ARM MOUNTED	EACH	1
SIGNAL HEAD, LED, 1-FACE, 3-SECTION, BRACKET MOUNTED	EACH	1
SIGNAL HEAD, LED, 1-FACE, 5-SECTION, BRACKET MOUNTED	EACH	2
SIGNAL HEAD, LED, 1-FACE, 5-SECTION, MAST-ARM MOUNTED	EACH	3
SIGNAL HEAD, LED, 2-FACE, 3-SECTION, BRACKET MOUNTED	EACH	1
SIGNAL HEAD, LED, 2-FACE, 5-SECTION, BRACKET MOUNTED	EACH	2
SIGNAL HEAD, LED, 2-FACE, 1-3 SECTION, 1-5 SECTION, BRACKET MOUNTED	EACH	1
PEDESTRIAN SIGNAL HEAD, LED, 1-FACE, BRACKET MOUNTED WITH COUNTDOWN TIMER	EACH	2
TRAFFIC SIGNAL BACKPLATE, LOUVERED, ALUMINUM	EACH	4
PEDESTRIAN PUSH-BUTTON	EACH	2
MODIFY EXISTING CONTROLLER CABINET	EACH	1
REMOVE EXISTING TRAFFIC SIGNAL EQUIPMENT	EACH	1
UNINTERRUPTABLE POWER SUPPLY, SPECIAL	EACH	1



CABLE PLAN

NOTE: THE TRAFFIC SIGNAL CONTROL EQUIPMENT FOR THIS PROJECT SHALL BE "ECONOLITE" TO MATCH THE EXISTING ADJACENT SYSTEM.

STATE OF ILLINOIS DEPARTMENT OF TRANSPORTATION

SCHEDULE OF QUANTITIES, CABLE PLAN, PHASE DESIGNATION DIAGRAM AND EMERGENCY VEHICLE PREEMPTION IL ROUTE 43 (HARLEM AVENUE) AT 71ST STREET

PREPARED BY: CEMCON, Ltd. Consulting Engineers, Land Surveyors & Planners 2280 White Oak Circle, Suite 100 Aurora, Illinois 60504-9675 Ph: 630.862.2100 Fax: 630.862.2199 E-Mail: cadd@cemcon.com Website: www.cemcon.com

F.A.P. RTE.	SECTION	COUNTY	TOTAL SHEETS	SHEET NO.
VAR.	2013-035TS	COOK	93	18
CONTRACT NO. 60W81				
FED. ROAD DIST. NO. ILLINOIS FED. AID PROJECT				

SCALE: N.T.S. SHEET NO. OF SHEETS STA. TO STA.

TS# 2165 BRIDGEVIEW