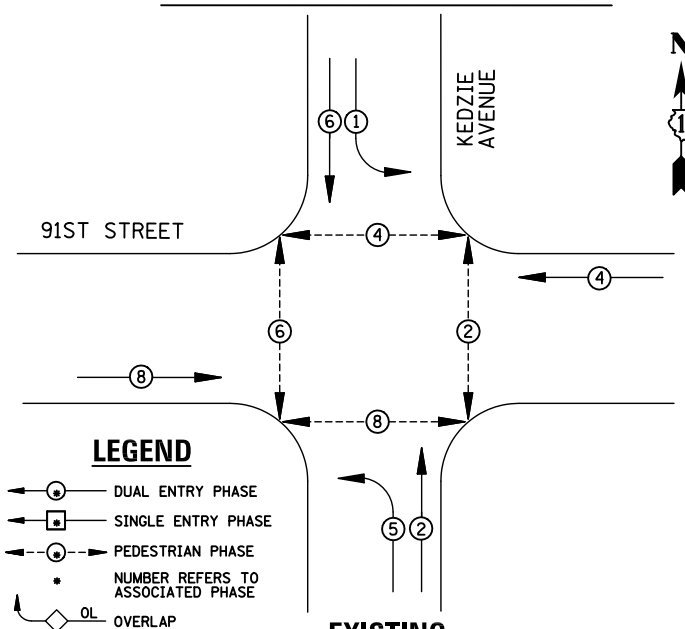
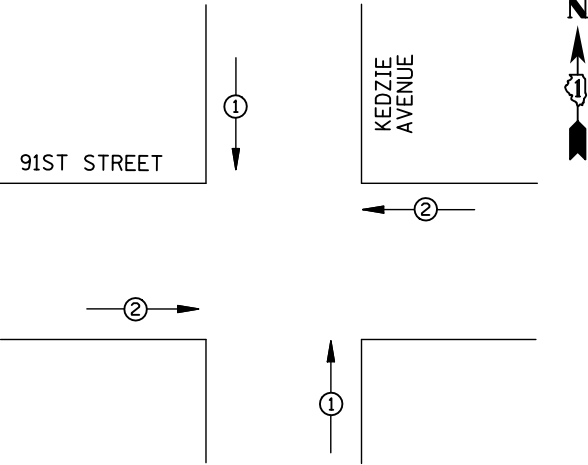


EXISTING CONTROLLER SEQUENCE



EXISTING PHASE DESIGNATION DIAGRAM



EMERGENCY VEHICLE PREEMPTORS		
EMERGENCY VEHICLE PREEMPTOR	1	2
MOVEMENT	↑	→

EXISTING EMERGENCY VEHICLE PREEMPTION SEQUENCE

I.D.O.T TRAFFIC SIGNAL INSTALLATION ELECTRICAL SERVICE REQUIREMENTS					TOTAL WATTAGE
TYPE	NO. LAMPS	WATTAGE INCAND.	LED	%OPERATION	
SIGNAL (RED)	13	135	17	0.50	110.5
(YELLOW)	13	135	25	0.25	81.25
(GREEN)	13	135	15	0.25	48.75
ARROW	8	135	12	0.10	9.6
PED. SIGNAL	8	90	25	1.00	200
CONTROLLER	1	100	100	1.00	100
ILLUM. SIGN		84		0.05	
FLASHER		135	25	0.50	
ENERGY COSTS TO: ILLINOIS DEPARTMENT OF TRANSPORTATION 201 WEST CENTER COURT SCHAUMBURG, IL 60196-1096					TOTAL = 550.1
ENERGY SUPPLY	CONTACT: X				
	PHONE: X				
	COMPANY: X				

REMOVAL OF EXISTING TRAFFIC SIGNAL EQUIPMENT

THE FOLLOWING ITEMS SHALL BE REMOVED BY THE CONTRACTOR AND SHALL BE DISPOSED OF BY THEM OUTSIDE THE RIGHT-OF-WAY AT THEIR EXPENSE. THE SALVAGE VALUE OF THE REMOVED EQUIPMENT SHALL BE REFLECTED IN THE CONTRACT BID PRICE.

- 9 EACH SIGNAL HEAD, 3-SECTION
- 4 EACH SIGNAL HEAD, 5-SECTION
- 8 EACH TRAFFIC SIGNAL BACKPLATE
- 8 EACH PEDESTRIAN SIGNAL HEAD
- 5 EACH PEDESTRIAN PUSH-BUTTON

NOTE:

PUSH-BUTTON "A" SHALL PLACE A CALL IN PHASES 2 AND 4.
 PUSH-BUTTON "B" SHALL PLACE A CALL IN PHASES 4 AND 6.
 PUSH-BUTTON "C" SHALL PLACE A CALL IN PHASES 6 AND 8.

SCHEDULE OF QUANTITIES

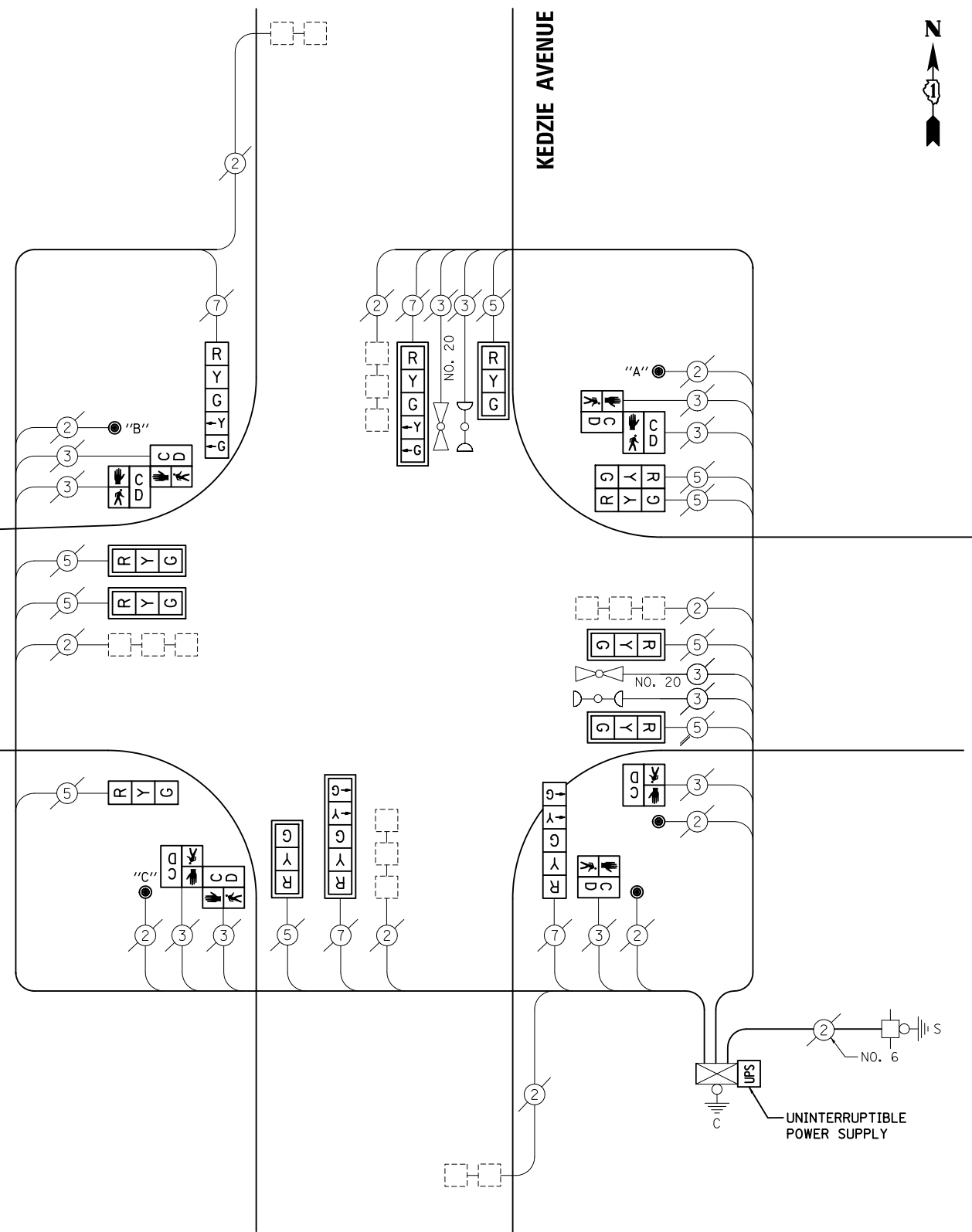
ITEM	UNIT	QUANTITY
MAINTENANCE OF EXISTING TRAFFIC SIGNAL INSTALLATION	EACH	1
SIGNAL HEAD, LED, 1-FACE, 3-SECTION, MAST-ARM MOUNTED	EACH	6
SIGNAL HEAD, LED, 1-FACE, 3-SECTION, BRACKET MOUNTED	EACH	1
SIGNAL HEAD, LED, 1-FACE, 5-SECTION, BRACKET MOUNTED	EACH	2
SIGNAL HEAD, LED, 1-FACE, 5-SECTION, MAST-ARM MOUNTED	EACH	2
SIGNAL HEAD, LED, 2-FACE, 3-SECTION, BRACKET MOUNTED	EACH	1
PEDESTRIAN SIGNAL HEAD, LED, 1-FACE, BRACKET MOUNTED WITH COUNTDOWN TIMER	EACH	2
PEDESTRIAN SIGNAL HEAD, LED, 2-FACE, BRACKET MOUNTED WITH COUNTDOWN TIMER	EACH	3
TRAFFIC SIGNAL BACKPLATE, LOUVERED, ALUMINUM	EACH	8
MODIFY EXISTING CONTROLLER CABINET	EACH	1
REMOVE EXISTING TRAFFIC SIGNAL EQUIPMENT	EACH	1
UNINTERRUPTIBLE POWER SUPPLY, SPECIAL	EACH	1
PEDESTRIAN PUSH-BUTTON, NON-LATCHING	EACH	5

STATE OF ILLINOIS DEPARTMENT OF TRANSPORTATION

FILE NAME = \MICROST\352107\70-11855.DGN
 USER NAME = JGC
 DESIGNED - BPT
 DRAWN - JGC/RDS
 PLOT SCALE = NOT TO SCALE
 PLOT DATE = X
 CHECKED - BPT
 DATE - XX-XX-13

SCHEDULE OF QUANTITIES, CABLE PLAN, PHASE DESIGNATION DIAGRAM AND EMERGENCY VEHICLE PREEMPTION KEDZIE AVENUE AT 91ST STREET

SCALE: N.T.S. SHEET NO. OF SHEETS STA. TO STA.



CABLE PLAN

PREPARED BY:
CEMCON, Ltd.
 Consulting Engineers, Land Surveyors & Planners
 2280 White Oak Circle, Suite 100
 Aurora, Illinois 60504-9675
 Ph: 630.862.2100 Fax: 630.862.2199
 E-Mail: cadd@cemcon.com Website: www.cemcon.com

F.A.P. RTE.	SECTION	COUNTY	TOTAL SHEETS	SHEET NO.
VAR.	2013-035TS	COOK	93	75
CONTRACT NO. 60W81				
FED. ROAD DIST. NO. ILLINOIS FED. AID PROJECT				

TS# 11855 EVERGREEN PARK