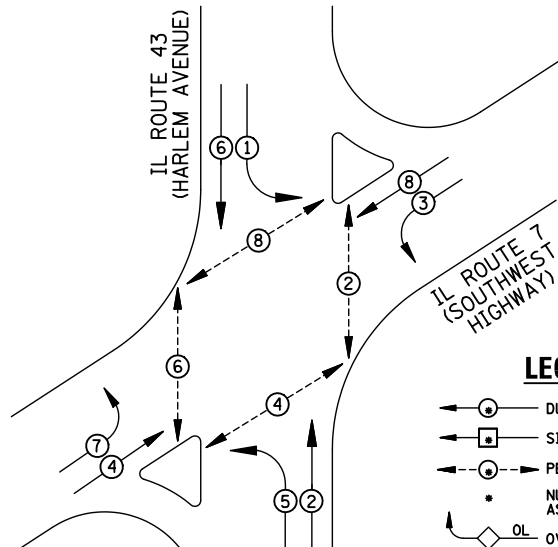
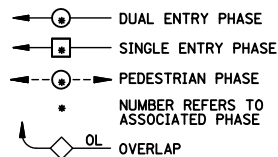


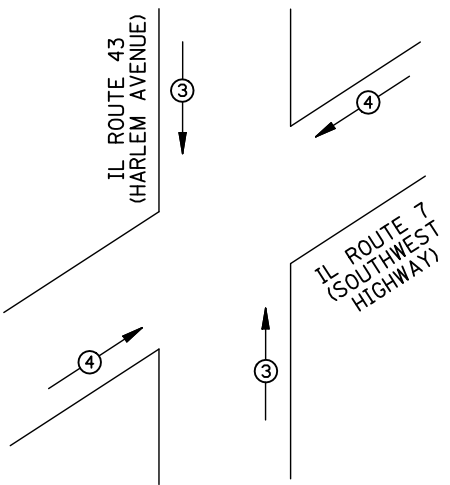
EXISTING CONTROLLER SEQUENCE



LEGEND



EXISTING PHASE DESIGNATION DIAGRAM



EMERGENCY VEHICLE PREEMPTORS			
EMERGENCY VEHICLE PREEMPTOR	3	4	
MOVEMENT	↑	↓	→

EXISTING EMERGENCY VEHICLE PREEMPTION SEQUENCE

I.D.O.T TRAFFIC SIGNAL INSTALLATION ELECTRICAL SERVICE REQUIREMENTS					
TYPE	NO. LAMPS	WATTAGE INCAND.	WATTAGE LED	%OPERATION	TOTAL WATTAGE
SIGNAL (RED)	16	135	17	0.50	136
(YELLOW)	16	135	25	0.25	100
(GREEN)	16	135	15	0.25	60
ARROW	16	135	12	0.10	19.2
PED. SIGNAL	10	90	25	1.00	250
CONTROLLER	1	100	100	1.00	100
ILLUM. SIGN		84	100	0.50	
FLASHER		135	25	0.50	
ENERGY COSTS TO: ILLINOIS DEPARTMENT OF TRANSPORTATION 201 WEST CENTER COURT SCHAUMBURG, IL 60196-1096					TOTAL = 665.2
ENERGY SUPPLY CONTACT: X					
PHONE: X					
COMPANY: X					
FILE NAME = \MICROST\352107\ 86-1890.DGN	USER NAME = JGC	DESIGNED - BPT	REVISED -		
		DRAWN - JGC/RDS	REVISED -		
	PLOT SCALE = NOT TO SCALE	CHECKED - BPT	REVISED -		
	PLOT DATE = X	DATE - XX-XX-13	REVISED -		

REMOVAL OF EXISTING TRAFFIC SIGNAL EQUIPMENT

THE FOLLOWING ITEMS SHALL BE REMOVED BY THE CONTRACTOR AND SHALL BE DISPOSED OF BY THEM OUTSIDE THE RIGHT-OF-WAY AT THEIR EXPENSE. THE SALVAGE VALUE OF THE REMOVED EQUIPMENT SHALL BE REFLECTED IN THE CONTRACT BID PRICE.

- 1 EACH TRAFFIC SIGNAL POST
- 10 EACH PEDESTRIAN SIGNAL HEAD
- 4 EACH PEDESTRIAN PUSH-BUTTON

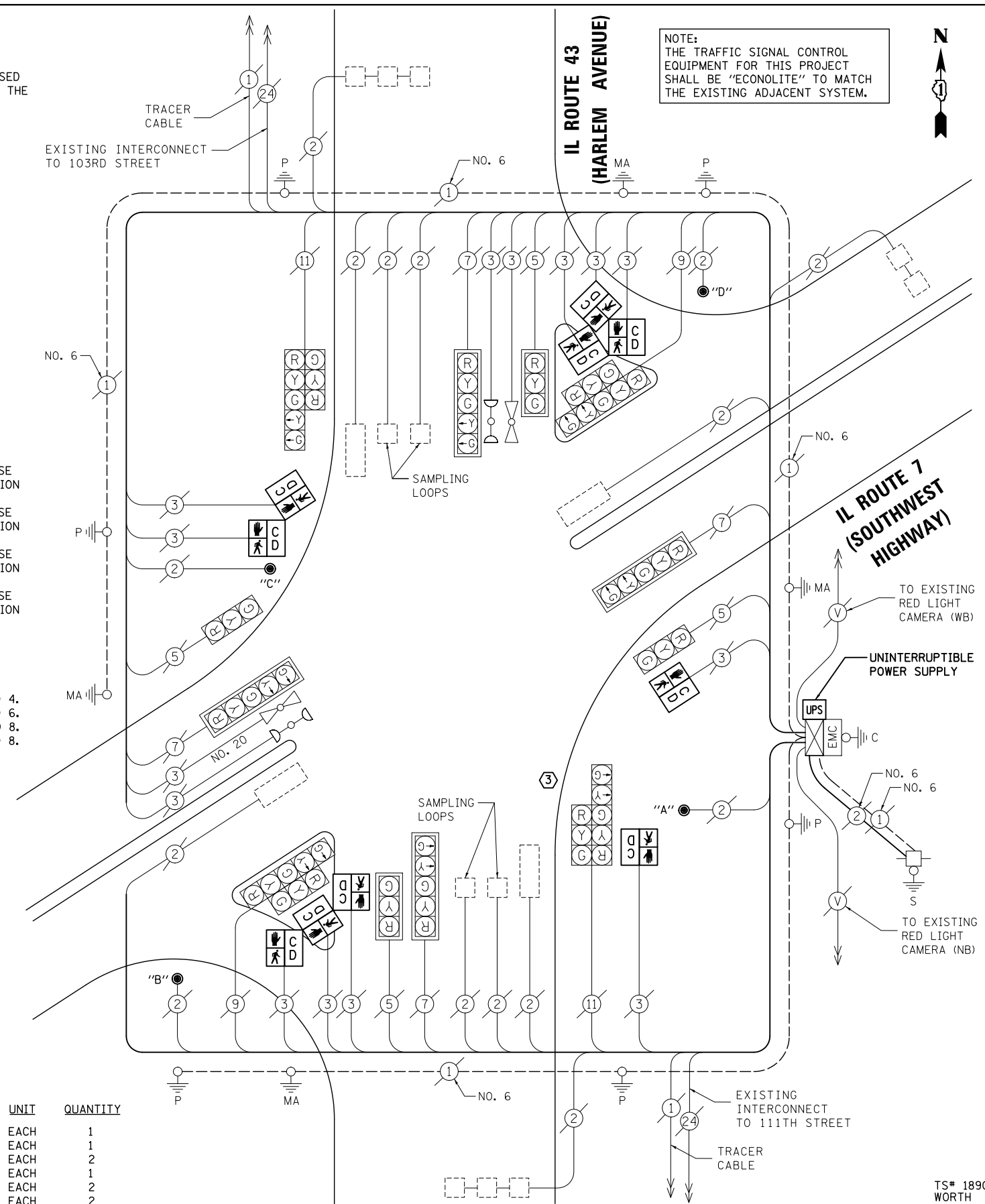
- ① REPLACE 14 FT. PAINTED POST, RE-USE EXISTING TYPE A CONCRETE FOUNDATION
- ② REPLACE 15 FT. PAINTED POST, RE-USE EXISTING TYPE A CONCRETE FOUNDATION
- ③ REPLACE 16 FT. PAINTED POST, RE-USE EXISTING TYPE A CONCRETE FOUNDATION
- ④ REPLACE 18 FT. PAINTED POST, RE-USE EXISTING TYPE A CONCRETE FOUNDATION

NOTE:

PUSH-BUTTON "A" SHALL PLACE A CALL IN PHASES 2 AND 4.
 PUSH-BUTTON "B" SHALL PLACE A CALL IN PHASES 4 AND 6.
 PUSH-BUTTON "C" SHALL PLACE A CALL IN PHASES 6 AND 8.
 PUSH-BUTTON "D" SHALL PLACE A CALL IN PHASES 2 AND 8.

SCHEDULE OF QUANTITIES

ITEM	UNIT	QUANTITY
MAINTENANCE OF EXISTING TRAFFIC SIGNAL INSTALLATION	EACH	1
TRAFFIC SIGNAL POST, GALVANIZED STEEL 16 FT.	EACH	1
PEDESTRIAN SIGNAL HEAD, LED, 1-FACE, BRACKET MOUNTED WITH COUNTDOWN TIMER	EACH	2
PEDESTRIAN SIGNAL HEAD, LED, 2-FACE, BRACKET MOUNTED WITH COUNTDOWN TIMER	EACH	1
PEDESTRIAN SIGNAL HEAD, LED, 3-FACE, BRACKET MOUNTED WITH COUNTDOWN TIMER	EACH	2
RELOCATE EXISTING SIGNAL HEAD	EACH	2
MODIFY EXISTING CONTROLLER CABINET	EACH	1
REMOVE EXISTING TRAFFIC SIGNAL EQUIPMENT	EACH	1
UNINTERRUPTABLE POWER SUPPLY, SPECIAL	EACH	1
PEDESTRIAN PUSH-BUTTON, NON-LATCHING	EACH	4



NOTE: THE TRAFFIC SIGNAL CONTROL EQUIPMENT FOR THIS PROJECT SHALL BE "ECONOLITE" TO MATCH THE EXISTING ADJACENT SYSTEM.

CABLE PLAN

STATE OF ILLINOIS DEPARTMENT OF TRANSPORTATION

SCHEDULE OF QUANTITIES, CABLE PLAN, PHASE DESIGNATION DIAGRAM AND EMERGENCY VEHICLE PREEMPTION IL ROUTE 7 (SOUTHWEST HIGHWAY) AT IL ROUTE 43 (HARLEM AVENUE)

PREPARED BY: **CEMCON, Ltd.**
 Consulting Engineers, Land Surveyors & Planners
 2280 White Oak Circle, Suite 100
 Aurora, Illinois 60504-9675
 Ph: 630.862.2100 Fax: 630.862.2199
 E-Mail: cadd@cemcon.com Website: www.cemcon.com

F.A.P. RTE.	SECTION	COUNTY	TOTAL SHEETS	SHEET NO.
VAR.	2013-035TS	COOK	93	87

CONTRACT NO. 60W81
 FED. ROAD DIST. NO. ILLINOIS FED. AID PROJECT

TS# 1890 WORTH